

AN OFFERING STATEMENT PURSUANT TO REGULATION A RELATING TO THESE SECURITIES HAS BEEN FILED WITH THE SECURITIES AND EXCHANGE COMMISSION. INFORMATION CONTAINED IN THIS PRELIMINARY OFFERING CIRCULAR IS SUBJECT TO COMPLETION OR AMENDMENT. THESE SECURITIES MAY NOT BE SOLD NOR MAY OFFERS TO BUY BE ACCEPTED BEFORE THE OFFERING STATEMENT FILED WITH THE COMMISSION IS QUALIFIED. THIS PRELIMINARY OFFERING CIRCULAR SHALL NOT CONSTITUTE AN OFFER TO SELL OR THE SOLICITATION OF AN OFFER TO BUY NOR MAY THERE BE ANY SALES OF THESE SECURITIES IN ANY STATE IN WHICH SUCH OFFER, SOLICITATION OR SALE WOULD BE UNLAWFUL BEFORE REGISTRATION OR QUALIFICATION UNDER THE LAWS OF SUCH STATE. THE COMPANY MAY ELECT TO SATISFY ITS OBLIGATION TO DELIVER A FINAL OFFERING CIRCULAR BY SENDING YOU A NOTICE WITHIN TWO BUSINESS DAYS AFTER THE COMPLETION OF THE COMPANY'S SALE TO YOU THAT CONTAINS THE URL WHERE THE FINAL OFFERING CIRCULAR OR THE OFFERING STATEMENT IN WHICH SUCH FINAL OFFERING CIRCULAR WAS FILED MAY BE OBTAINED.

PRELIMINARY OFFERING CIRCULAR DATED DECEMBER 6, 2021

STARCO BRANDS, INC.



250 26th Street, Suite 200,
Santa Monica, CA 90402
(323) 266 7111

UP TO 56,818,181 SHARES OF COMMON STOCK
INCLUDING UP TO 11,363,636 SHARES TO BE SOLD BY SELLING SHAREHOLDERS

SEE "SECURITIES BEING OFFERED" AT PAGE 44

	Price to Public (1)	Broker-Dealer discount and commissions (2)	Proceeds to issuer (3)	Proceeds to other persons (4)
Per share/unit	\$ -	\$ -	\$ -	\$ -
Total Maximum	\$ 62,499,999.10	\$ 624,999.99	\$ 49,374,999.51	\$ 12,499,999.60

- (1) We currently estimate that the offering price for our shares of Common Stock will be between \$0.65 and \$1.10 per share. On this cover page to the Offering Circular, we have assumed an offering price of \$1.10 per share of Common Stock in this Offering, which is the highpoint of the price range. Elsewhere in this Offering Circular, we have assumed an offering price of \$0.88 per share, which is the midpoint of the price range. The Company will determine the offering price of the shares of Common Stock in this Offering after the qualification of the offering statement of which this Offering Circular forms a part, and the Company will sell the shares in this Offering at the fixed offering price that is determined by the Company after qualification for the duration of the offering. See "Plan of Distribution and Selling Securityholders."
- (2) The Company has engaged Dalmore Group, LLC, member FINRA/SIPC ("Dalmore"), to act as the broker-dealer of record in connection with this Offering, but not for underwriting or placement agent services. This includes the 1% commission, but it does not include the one-time set-up fee and consulting fee payable by the Company to Dalmore. Dalmore will also be providing certain administrative and compliance related functions in connection with this Offering. See "Plan of Distribution and Selling Security Holders" for details. To the extent that the Company's officers and directors make any communications in connection with the Offering they intend to conduct such efforts in accordance with an exemption from registration contained in Rule 3a4-1 under the Securities Exchange Act of 1934, as amended (the "Exchange Act"), and, therefore, none of them is required to register as a broker-dealer.
- (3) The Company expects that, assuming an offering price of \$0.88 per share and not including state filing fees, the minimum amount of expenses of the Offering that we will pay will be approximately \$1,105,000. In the event that the maximum offering amount is sold, the total offering expenses will be approximately \$3,440,000, not including state filing fees.
- (4) We currently estimate that the offering price for our shares of Common Stock will be between \$0.65 and \$1.10 per share. On this cover page to the Offering Circular, we have assumed an offering price of \$1.10 per share of Common Stock in this Offering, which is the highpoint of the price range. Elsewhere in this Offering Circular, we have assumed an offering price of \$0.88 per share, which is the midpoint of the price range. At \$0.88 per share, the selling shareholders would be offering up to 11,363,636 shares of Common Stock after the Company has raised \$10,000,000 in gross proceeds in this offering. This amount represents proceeds that will be received directly by the selling shareholders listed in this Offering Circular. See "[Plan of Distribution and Selling Securityholders](#)." The selling shareholders will sell their shares in this Offering at the same stated, fixed price as the Company for the duration of the Offering, which price will be determined by the Company after the qualification of the offering statement of which this Offering Circular forms a part.

Sales of these securities will commence on approximately [] 2021.

This offering (the "Offering") will terminate at the earlier of the date at which the maximum offering amount has been sold, and the date at which the Offering is earlier terminated by the Company, in its sole discretion. At least every 12 months after this Offering has been qualified by the United States Securities and Exchange Commission (the "Commission"), the Company will file a post-qualification amendment to include the Company's recent financial statements. The Offering is being conducted on a best-efforts basis without any minimum target. The Company may undertake one or more closings on a rolling basis. After each closing, funds tendered by investors will be available to the Company.

The Company has engaged Prime Trust, LLC as agent to hold any funds that are tendered by investors. The Offering is being conducted on a best-efforts basis without any minimum target. Provided that an investor purchases shares in the amount of the minimum investment, \$500 (569 shares), there is no minimum number of shares that needs to be sold in order for funds to be released to the Company and for this Offering to close, which may mean that the Company does not receive sufficient funds to cover the cost of this Offering. The Company may undertake one or more closings on a rolling basis. After each closing, funds tendered by

investors will be made available to the Company. After the initial closing of this Offering, we expect to hold closings on at least a monthly basis.

Each holder of Common Stock is entitled to one vote for each share on all matters submitted to a vote of the shareholders. Holders of the Common Stock already issued will continue to hold a majority of the voting power of all of the Company's equity stock at the conclusion of this Offering and therefore control the board.

THE UNITED STATES SECURITIES AND EXCHANGE COMMISSION DOES NOT PASS UPON THE MERITS OR GIVE ITS APPROVAL OF ANY SECURITIES OFFERED OR THE TERMS OF THE OFFERING, NOR DOES IT PASS UPON THE ACCURACY OR COMPLETENESS OF ANY OFFERING CIRCULAR OR OTHER SOLICITATION MATERIALS. THESE SECURITIES ARE OFFERED PURSUANT TO AN EXEMPTION FROM REGISTRATION WITH THE COMMISSION; HOWEVER, THE COMMISSION HAS NOT MADE AN INDEPENDENT DETERMINATION THAT THE SECURITIES OFFERED ARE EXEMPT FROM REGISTRATION

GENERALLY, NO SALE MAY BE MADE TO YOU IN THIS OFFERING IF THE AGGREGATE PURCHASE PRICE YOU PAY IS MORE THAN 10% OF THE GREATER OF YOUR ANNUAL INCOME OR NET WORTH. DIFFERENT RULES APPLY TO ACCREDITED INVESTORS AND NON-NATURAL PERSONS. BEFORE MAKING ANY REPRESENTATION THAT YOUR INVESTMENT DOES NOT EXCEED APPLICABLE THRESHOLDS, WE ENCOURAGE YOU TO REVIEW RULE 251(d)(2)(i)(C) OF REGULATION A. FOR GENERAL INFORMATION ON INVESTING, WE ENCOURAGE YOU TO REFER TO www.investor.gov.

This Offering is inherently risky. See "Risk Factors" on page 6.

The Company is following the "Offering Circular" format of disclosure under Regulation A.

2

TABLE OF CONTENTS

SUMMARY	4
RISK FACTORS	6
DILUTION	17
PLAN OF DISTRIBUTION AND SELLING SECURITYHOLDERS	19
USE OF PROCEEDS TO ISSUER	25
THE COMPANY'S BUSINESS	26
THE COMPANY'S PROPERTY	34
MANAGEMENT'S DISCUSSION AND ANALYSIS OF FINANCIAL CONDITION AND RESULTS OF OPERATIONS	35
DIRECTORS, EXECUTIVE OFFICERS AND SIGNIFICANT EMPLOYEES	39
COMPENSATION OF DIRECTORS AND EXECUTIVE OFFICERS	41
SECURITY OWNERSHIP OF MANAGEMENT AND CERTAIN SECURITYHOLDERS	42
INTEREST OF MANAGEMENT AND OTHERS IN CERTAIN TRANSACTIONS	43
SECURITIES BEING OFFERED	45
FINANCIAL STATEMENTS FOR THE FISCAL YEARS ENDED DECEMBER 31, 2020 and 2019	F-1

In this Offering Circular, the terms "Starco Brands", "Starco", "the Company", "we", "us", and/or "our" refer to Starco Brands, Inc. Additionally, the terms "The Starco Group", "Starco Group", or "TSG" refer to Sklar Holdings, Inc. DBA The Starco Group and its subsidiaries on a consolidated basis.

THIS OFFERING CIRCULAR MAY CONTAIN FORWARD-LOOKING STATEMENTS AND INFORMATION RELATING TO, AMONG OTHER THINGS, THE COMPANY, ITS BUSINESS PLAN AND STRATEGY, AND ITS INDUSTRY. THESE FORWARD-LOOKING STATEMENTS ARE BASED ON THE BELIEFS OF, ASSUMPTIONS MADE BY, AND INFORMATION CURRENTLY AVAILABLE TO THE COMPANY'S MANAGEMENT. WHEN USED IN THE OFFERING MATERIALS, THE WORDS "ESTIMATE," "PROJECT," "BELIEVE," "ANTICIPATE," "INTEND," "EXPECT" AND SIMILAR EXPRESSIONS ARE INTENDED TO IDENTIFY FORWARD-LOOKING STATEMENTS, WHICH CONSTITUTE FORWARD LOOKING STATEMENTS. THESE STATEMENTS REFLECT MANAGEMENT'S CURRENT VIEWS WITH RESPECT TO FUTURE EVENTS AND ARE SUBJECT TO RISKS AND UNCERTAINTIES THAT COULD CAUSE THE COMPANY'S ACTUAL RESULTS TO DIFFER MATERIALLY FROM THOSE CONTAINED IN THE FORWARD-LOOKING STATEMENTS. INVESTORS ARE CAUTIONED NOT TO PLACE UNDUE RELIANCE ON THESE FORWARD-LOOKING STATEMENTS, WHICH SPEAK ONLY AS OF THE DATE ON WHICH THEY ARE MADE. THE COMPANY DOES NOT UNDERTAKE ANY OBLIGATION TO REVISE OR UPDATE THESE FORWARD-LOOKING STATEMENTS TO REFLECT EVENTS OR CIRCUMSTANCES AFTER SUCH DATE OR TO REFLECT THE OCCURRENCE OF UNANTICIPATED EVENTS.

3

SUMMARY

Overview

Starco Brands, Inc. (formerly Insynergy Products, Inc.) was incorporated in the State of Nevada on January 26, 2010. Starco Brands, Inc.'s mission is to create behavior-changing products and brands. Our core competency is inventing brands, marketing, building trends, pushing awareness and social marketing. Starco Brands generates revenues from royalties on product sales of its own in-house brands that it has created, as well as from providing marketing services to other companies. The Company's ultimate goal is to become a leading brand owner and third-party marketer of cutting-edge technologies in the consumer marketplace.

The initial business focus of Starco Brands was to engage in “Direct Response” marketing of consumer products - a type of marketing designed to elicit an instant response by encouraging prospects to take a specific action - with the goal of producing sales through television and/or retail. On July 12, 2017, the Company entered into a licensing agreement with The Starco Group (TSG”) pursuant to which the Company licenses to The Starco Group the right to manufacture and sell certain of the Company’s products (the “Licensing Agreement”). The Starco Group is a diversified aerosol and liquid fill producer of private label and branded industrial and consumer products that manufactures for almost every consumer category. TSG is a close affiliate of the Company, and is 100% owned by Starco Brands’ Chief Executive Officer, Ross Sklar.

In connection with the Company’s entry into the Licensing Agreement, the Company pivoted away from Direct Response marketing to pursue a new strategic marketing plan involving commercializing behavior-changing products manufactured by The Starco Group with the intent to sell them through brick and mortar retailers as well as through online retailers. On September 7, 2017 the Company filed an Amendment to its Articles of Incorporation to change its name to Starco Brands, Inc. in an effort to better align the Company’s name with its current and anticipated business operations.

The Offering

Securities offered: Maximum of 56,818,181 shares of Common Stock.

- Of the 56,818,181 shares available in this Offering, up to 45,454,545 shares are being offered by the Company.
- Of the 56,818,181 shares available in this Offering, up to 11,363,636 shares are being offered by existing shareholders.

Securities outstanding before the Offering (as of September 30, 2021): Common Stock: 159,140,665 shares
Preferred Stock: 0

Securities outstanding after the Offering: Common Stock: 204,595,210
Preferred Stock: 0

4

Selected Risks Associated with Our Business

Our business expects to be subject to a number of risks and uncertainties, including those highlighted in the section titled “Risk Factors” immediately following this summary. These risks include, but are not limited to, the following:

- We have incurred significant net losses since our inception, and have only recently begun generating profits since repivoting in 2017. We cannot assure you that we will continue to achieve profitable operations.
- If we do not obtain adequate capital funding or improve our financial performance, we may not be able to continue as a going concern.
- Our success depends on our ability to uphold the reputation of our brands and our customers’ brands, which will depend on the effectiveness of our marketing, our product quality, and our customer experience.
- If we are unable to anticipate consumer preferences and successfully develop and introduce new, innovative and updated brands and products, we may not be able to maintain or increase our sales or achieve profitability.
- An economic downturn or economic uncertainty in the United States may adversely affect consumer discretionary spending and demand for our products, as well as the demand for our marketing services.
- Our results of operations could be materially harmed if we are unable to accurately forecast demand for our products.
- We operate in a highly competitive market and the size and resources of some of our competitors may allow them to compete more effectively than we can, resulting in a loss of our market share and a decrease in our net revenue.
- We rely on a single manufacturer, The Starco Group, to produce our products, and the loss of, or disruption in, this manufacturer could have a material adverse effect on our business and operations.
- If we are unable to protect our intellectual property rights, our financial results may be negatively impacted.
- Starco Brands depends on a licensing agreement for certain of its intellectual property, which, if terminated, would impair its ability to continue its operations.
- The impact of the coronavirus or any other pandemic could affect our supply chain and/or consumer behavior.
- Our sales and gross margins may decline as a result of increasing product costs and decreasing selling prices.
- Our sales and gross margins may decline as a result of increasing freight costs.
- We may be subject to liability if we infringe upon the intellectual property rights of third parties.
- We will likely need to raise additional capital required to grow our business, and we may not be able to raise capital on terms acceptable to us or at all.
- Our failure to comply with trade and other regulations could lead to investigations or actions by government regulators and negative publicity.
- Our future success depends on our key executive officers and our ability to attract, retain, and motivate qualified personnel.
- Security breaches and other disruptions could compromise our information and expose us to liability, which would cause our business and reputation to suffer.
- Organizations face growing regulatory and compliance requirements.
- Our business is affected by seasonality.
- Investors in this Offering are bound by the governing law and jurisdiction provision contained in the subscription agreement, which limits an investor’s ability to bring lawsuits in connection with this Offering.

5

RISK FACTORS

The Commission requires the Company to identify risks that are specific to its business and its financial condition. The Company is still subject to all the same risks that all companies in its business, and all companies in the economy, are exposed to. These include risks relating to economic downturns, political and economic events and technological developments (such as cyber-attacks and the ability to prevent those attacks). Additionally, early-stage companies are inherently more risky than more developed companies. You should consider general risks as well as specific risks when deciding whether to invest.

Risks Related to Our Company and its Business

We have incurred significant net losses and have only recently begun generating profits since repivoting in 2017. We cannot assure you that we will continue to achieve profitable operations.

We have historically incurred significant net losses since inception. While we had net income of \$543,286 for the year ended December 31, 2020, we had net loss of \$(549,488)

for the nine months ended September 30, 2021, and our net loss was \$139,964 and \$441,951 for the years ended December 31, 2019 and 2018, respectively. As of September 30, 2021, we had a shareholders' deficit of \$801,412. We may not be able to maintain profitability, and may incur significant losses again in the future for a number of reasons, including unforeseen expenses, difficulties, complications, and delays, and other unknown events.

We cannot assure you that we will achieve sustainable operating profits as we continue to expand our brand and product offerings, further develop our marketing efforts, and otherwise implement our growth initiatives. Any failure to achieve and maintain profitability would have a materially adverse effect on our ability to implement our business plan, our results and operations, and our financial condition, and could cause the value of our Common Stock to decline, resulting in a significant or complete loss of your investment.

If we do not obtain adequate capital funding or improve our financial performance, we may not be able to continue as a going concern.

The report of our independent registered public accounting firm for the year ended December 31, 2020 included herein contains an explanatory paragraph indicating that there is substantial doubt as to our ability to continue as a going concern as a result of recurring losses from operations. This report is dated April 15, 2021 and does not take into account any proceeds we will receive in this proposed Offering. Our financial statements have been prepared in accordance with accounting principles generally accepted in the United States, which contemplate that we will continue to operate as a going concern. Our financial statements do not contain any adjustments that might result if we are unable to continue as a going concern. Our ability to continue as a going concern will be determined by our ability to continue generating revenues from our operations, which will enable us to fund our expansion plans and realize our business objectives. If we are unable to continue to grow our revenue and to and sustain profitability, we may not be able to continue as a going concern.

Our success depends on our ability to uphold the reputation of our brands and our clients' brands, which will depend on the effectiveness of our marketing, our product quality, and our client experience.

We believe that ours and our company-clients' brand image and brand awareness is vital to the success of our business. We also believe that maintaining and enhancing the image of ours and our clients' brands, particularly in new markets where we have limited brand recognition, is important to maintaining and expanding ours and our clients' customer base. As we execute our growth strategy, our ability to successfully expand into new markets or to maintain the strength and distinctiveness of the image of ours and our clients' brands, our existing markets will be adversely impacted if we fail to connect with ours and our clients' target customers. Among other things, we rely on our marketing, strategy, and media partners, as well as social media platforms, such as Instagram and Twitter, to help implement our marketing strategies and promote ours and our clients' brands. Ours and our clients' brands and reputation may be adversely affected if we fail to achieve these objectives, if ours or our clients' public image was to be tarnished by negative publicity, if we fail to deliver innovative and high-quality products acceptable to our customers, or if we face a product recall. Negative publicity regarding the production methods of our manufacturer The Starco Group or those of the client-companies we work with could adversely affect our reputation and sales. Additionally, while we devote considerable efforts and resources to protecting our and our clients' intellectual property, if these efforts are not successful the value of our brand may be harmed. Any harm to our brand and reputation could have a material adverse effect on our financial condition.

6

If we are unable to anticipate consumer preferences and successfully develop and introduce new, innovative and updated products, we may not be able to maintain or increase our sales or achieve profitability.

Our success depends to a significant degree on our ability to timely identify and originate product trends as well as to anticipate and react to changing consumer demands. All of our products are subject to changing consumer preferences and we cannot predict such changes with any certainty. Product trends in the food, household cleaning, air care, spirits and personal care markets can change rapidly. We will need to anticipate, identify and respond quickly to changing trends and consumer demands in order to provide the products our customers seek and maintain the image of our brands. If we cannot identify changing trends in advance, fail to react to changing trends or misjudge the market for a trend, our sales could be adversely affected, and we may be faced with a substantial amount of unsold inventory or missed opportunities. As a result, we may be forced to mark down our merchandise in order to dispose of slow-moving inventory, which may result in lower profit margins, negatively impacting our financial condition and results of operations.

Even if we are successful in anticipating consumer demands, our ability to adequately react to and execute on those demands will in part depend upon our continued ability to develop and introduce high-quality products. If we fail to introduce products in the categories that consumers want, demand for our products could decline and our brand image could be negatively impacted. Our failure to effectively introduce new products and enter into new product categories that are accepted by consumers could result in excess inventory, inventory write-downs, decreases in gross margins and a decrease in net revenues, which could have a material adverse effect on our financial condition.

Our ability to anticipate consumer preferences also goes hand-in-hand with our ability to provide effective marketing services for our clients. If we are unable to predict what might be attractive to the target consumers of our client's products, our marketing efforts in connection with those products may be unsuccessful, which would negatively affect our reputation within the industry, and negatively affect our operating results.

An economic downturn or economic uncertainty in the United States may adversely affect consumer discretionary spending and demand for our products.

Our operating results are affected by the relative condition of the United States economy as many of our products may be considered discretionary items for consumers. In an economic downturn, our customers may reduce their spending and purchases due to job loss or fear of job loss, foreclosures, bankruptcies, higher consumer debt and interest rates, reduced access to credit, falling home prices, increased taxes, and/or lower consumer confidence. Consumer demand for our products may not reach our targets, or may decline, when there is an economic downturn or economic uncertainty. Current, recent past, and future conditions may also adversely affect our pricing and liquidation strategy; promotional activities, product liquidation, and decreased demand for consumer products could affect profitability and margins. Online customer traffic is difficult to forecast. As a consequence, sales, operating, and financial results for a particular period are difficult to predict, and, therefore, it is difficult to forecast expected results for future periods. Any of the foregoing factors could have a material adverse effect on our business, results of operations, and financial condition and could adversely affect our stock price.

Additionally, many of the effects and consequences of U.S. and global financial and economic conditions could potentially have a material adverse effect on our liquidity and capital resources, including the ability to raise additional capital, if needed, or could otherwise negatively affect our business and financial results. For example, global economic conditions may also adversely affect our suppliers' access to capital and liquidity with which to maintain their inventory, production levels, and product quality and to operate their businesses, all of which could adversely affect our supply chain. Market instability could make it more difficult for us and our suppliers to accurately forecast future product demand trends, which could cause us to carry too much or too little merchandise in various product categories.

7

Our results of operations could be materially harmed if we are unable to accurately forecast demand for our products.

To ensure adequate inventory supply, our manufacturer, The Starco Group, forecasts inventory needs and estimates future demand for particular products on our behalf. TSG's ability to accurately forecast demand for our products could be affected by many factors, including an increase or decrease in demand for our products or for products of our

competitors, TSG's failure to accurately forecast acceptance of new products, product introductions by competitors, unanticipated changes in general market conditions, and weakening of economic conditions or consumer confidence in future economic conditions. Inventory levels in excess of customer demand may result in inventory write-downs or write-offs and the sale of excess inventory at discounted prices or in less preferred distribution channels, which could impair our brand image and have an adverse effect on gross margin, which ultimately impacts our revenues. In addition, if TSG underestimates the demand for our products, our manufacturers may not be able to produce products to meet our customer requirements, and this could result in delays in the shipment of our products and our ability to recognize revenue, lost sales, as well as damage to our reputation and distributor relationships.

We operate in a highly competitive market and the size and resources of some of our competitors may allow them to compete more effectively than we can, resulting in a loss of our market share and a decrease in our net revenue.

The categories in which we operate are highly competitive, both in the U.S. and globally, as a limited number of large manufacturers compete for consumer acceptance, limited retail shelf space and e-commerce opportunities. Because of the highly competitive environment in which we operate as well as increasing retailer concentration, our retailer customers, including online retailers, frequently seek to obtain pricing concessions or better trade terms, resulting in either reduction of our margins or losses of distribution to lower cost competitors. Competition is based upon brand perceptions, product performance and innovation, customer service and price. Our ability to compete effectively may be affected by a number of factors, including:

- we face competition from large, established companies, including The Procter & Gamble Company, Unilever, Johnson & Johnson and others, that have significantly greater financial, marketing, research and development and other resources and greater market share than we do, which provides them with greater scale and negotiating leverage with retailers;
- our competitors may have lower production, sales and distribution costs, and higher profit margins, which may enable them to offer aggressive retail discounts and other promotional incentives; and
- our competitors may be able to obtain exclusive distribution rights at particular retailers or favorable in-store placement;

In general, the greater capabilities of these large competitors in these areas enable them to better withstand periodic product campaign failures, and more general downturns in the industry, compete more effectively on the basis of price and production and more quickly develop or locate and license new products. In addition, new companies may enter the markets in which we expect to compete, further increasing competition in our industry.

We rely on a licensing agreement with The Starco Group.

We are party to a licensing agreement (the "Licensing Agreement") with The Starco Group dated July 12, 2017. Pursuant to this agreement, Starco Brands licenses to TSG the exclusive right to manufacture and sell Starco Brands' products, which it may sell under the brand names owned by Starco Brands. In return, TSG pays Starco Brands royalties based on TSG's unit sales of the products licensed by Starco Brands to TSG pursuant to the Licensing Agreement. All of the Company's products are manufactured and sold by TSG pursuant to this Licensing Agreement. As such, we are reliant on the Licensing Agreement with TSG for a significant portion of our business. In addition, due to the close relationship of the Company and TSG, the deal terms that the Company has procured under this Licensing Agreement (relating to manufacturing and royalties the Company receives on product sales by TSG) are very favorable to the Company, and would be difficult to replicate with another third-party manufacturer. Further, if for some reason the Company wanted to switch to alternative provider manufacturing and selling of the Company's products, the Licensing Agreement grants TSG an exclusive right to the products of the Company, and therefore the Company would be unable to change to another manufacturer without the consent of TSG or a breach by TSG of the terms of the Licensing Agreement. Under the terms of the Licensing Agreement, the agreement expires December 31, 2028, but may be terminated by either party immediately upon the material breach of the Licensing Agreement by the other party. If TSG were to assert a breach of the Licensing Agreement by the Company, and was successful in terminating the Licensing Agreement, it could have a material adverse effect on the Company and its operating results.

We rely on a single manufacturer for our products.

TSG manufactures all of the Company's products, including procuring raw materials and manufacturing, and does so at a very favorable rate to the Company, due to the Company's close relationship with TSG. As a result, the Company is reliant to a significant degree on TSG for the production of the Company's products, and would not easily be able to find a comparable third-party manufacturer for the Company's products. The operations of The Starco Group can be subject to additional risks beyond our control, including shipping delays, labor disputes, trade restrictions, tariffs and embargos, or any other change in local conditions. TSG may experience a significant disruption in the supply of raw materials from current sources and, in the event of such a disruption, it may be unable to locate alternative materials suppliers of comparable quality at an acceptable price, or at all. There have occasionally been, and there may again in the future be, shipments of products by TSG to the Company's customers that fail to comply with our specifications or that fail to conform to our quality control standards or those of our customers. Under these circumstances, we may incur substantial expense to remedy the problems and may be required to obtain replacement products. If we fail to remedy any such problem in a timely manner, we risk the loss of net revenue resulting from the inability to sell those products and related increased administrative and shipping costs. Additionally, if the unacceptability of our products is not discovered until after such products are purchased by our customers, our customers could lose confidence in our products or we could face a product recall. In such an event our brand reputation may be negatively impacted which could negatively impact our results of operations.

Our sales and gross margins may decline as a result of increasing product costs and decreasing selling prices.

Our business is subject to significant pressure on costs and pricing caused by many factors, including intense competition, constrained sourcing capacity and related inflationary pressure, pressure from consumers to reduce the prices we charge for our products, and changes in consumer demand. These factors may cause us to experience increased costs, reduce our prices to consumers or experience reduced sales in response to increased prices, any of which could cause our operating margin to decline if we are unable to offset these factors with reductions in operating costs and could have a material adverse effect on our financial conditions, operating results and cash flows.

In addition, the United States and the countries in which our products are produced or sold internationally have imposed and may impose additional quotas, duties, tariffs, or other restrictions or regulations, or may adversely adjust prevailing quota, duty or tariff levels. Countries impose, modify and remove tariffs and other trade restrictions in response to a diverse array of factors, including global and national economic and political conditions, which make it impossible for us to predict future developments regarding tariffs and other trade restrictions. Trade restrictions, including tariffs, quotas, embargoes, safeguards, and customs restrictions, could increase the cost or reduce the supply of products available to us or may require us to modify our supply chain organization or other current business practices, any of which could harm our business, financial condition and results of operations.

Our operations are dependent on TSG's network of warehouses and distribution centers, and the loss of, or disruption in, such a warehouse and distribution center and other factors affecting the distribution of our products could have a material adverse effect on our business and operations.

TSG manufactures the Company's products and sells those products to a variety of distributors, retailers and end users at wholesale or retail amounts. As such, our warehouse,

fulfillment and distribution functions are handled by TSG. Our current fulfillment/distribution operations are substantially dependent on the continued retention of these facilities. Any significant interruption in the operation of a warehouse and fulfillment/distribution center due to natural disasters, accidents, system issues or failures, or other unforeseen causes that materially impair our ability to access or use such a facility, could delay or impair the ability to distribute products and fulfill online orders, which could cause sales to decline.

Our margins may decline as a result of increasing freight costs.

Freight costs are impacted by changes in fuel prices through surcharges, among other factors. Fuel prices and surcharges affect freight costs both on inbound freight from suppliers to the distribution center as well as outbound freight from the distribution center to stores/shops, supplier returns and third-party liquidators, and shipments of product to customers. The cost of transporting our products for distribution and sale is also subject to fluctuation due in large part to the price of oil. Our products must be transported by third parties over large geographical distances and an increase in the price of oil can significantly increase costs. Manufacturing delays or unexpected transportation delays can also cause us to rely more heavily on airfreight to achieve timely delivery to our customers, which significantly increases freight costs. Increases in fuel prices, surcharges, and other potential factors may increase freight costs. Since the Company receives a royalty on all of its product sales based on the total unit sales of the product minus costs, one of which is freight costs, these fluctuations may increase our cost of products and have an adverse effect on our margins, results of operations and financial condition.

If we fail to adequately protect our intellectual property rights, competitors may manufacture and market similar products, which could adversely affect our market share and results of operations.

All of our product sales are from products bearing proprietary trademarks and brand names. In addition, we own or license patents and patent applications for certain products we sell. We rely on trademark, trade secret, patent and copyright laws to protect our intellectual property rights. There is a risk that we will not be able to obtain and perfect or maintain our own intellectual property rights or, where appropriate, license intellectual property rights necessary to support new product introductions. In addition, even if such rights are protected in the U.S., the laws of some other countries in which our products are or may be sold do not protect intellectual property rights to the same extent as the laws of the U.S. Our intellectual property rights could be invalidated, circumvented or challenged in the future, and we could incur significant costs in connection with legal actions relating to such rights. As patents expire, we could face increased competition or decreased royalties, either of which could negatively impact our operating results. If other parties infringe our intellectual property rights, they may dilute the value of our brands in the marketplace, which could diminish the value that consumers associate with our brands and harm our sales.

We may be subject to liability if we infringe upon the intellectual property rights of third parties.

We may be subject to liability if we infringe upon the intellectual property rights of third parties. If we were to be found liable for any such infringement, we could be required to pay substantial damages and could be subject to injunctions preventing further infringement. Such infringement claims could harm our brand image.

10

Our business involves the potential for product liability and other claims against us, which could affect our results of operations and financial condition and result in product recalls or withdrawals.

We face exposure to claims arising out of alleged defects in our products, including for property damage, bodily injury or other adverse effects. We do not currently maintain product liability insurance, which puts us at a greater risk of harm to our business operations should we receive a monetary judgment against us in relation to a product liability lawsuit. We intend on obtaining product liability insurance in the future. However, even with product liability insurance, we would not be covered against all types of claims, particularly claims other than those involving personal injury or property damage or claims that exceed the amount of insurance coverage. Further, we may not be able to maintain such insurance in sufficient amounts, on desirable terms, or at all, in the future. In addition to the risk of monetary judgments not covered by insurance, product liability claims could result in negative publicity that could harm our products' reputation and in certain cases require a product recall. Product recalls or product liability claims, and any subsequent remedial actions, could have a material adverse effect on our business, reputation, brand value, results of operations and financial condition.

Our failure to comply with trade and other regulations could lead to investigations or actions by government regulators and negative publicity.

The labeling, distribution, importation, marketing and sale of our products are subject to extensive regulation by various federal agencies, including the Federal Trade Commission, Consumer Product Safety Commission, the Food and Drug Administration ("FDA") and state attorneys general in the U.S., as well as by various other federal, state, provincial, local and international regulatory authorities in the locations in which our products are distributed or sold. If we fail to comply with those regulations, we could become subject to significant penalties or claims or be required to recall products, which could negatively impact our results of operations and disrupt our ability to conduct our business, as well as damage our brand image with consumers. In addition, the adoption of new regulations or changes in the interpretation of existing regulations may result in significant unanticipated compliance costs or discontinuation of product sales and may impair the marketing of our products, resulting in significant loss of net revenues.

Should we choose to pursue international sales, we will be subject to compliance with the U.S. Foreign Corrupt Practices Act, or FCPA, and other anti-bribery laws applicable to our operations. Although we have policies and procedures to address compliance with the FCPA and similar laws, there can be no assurance that all of our employees, agents and other partners will not take actions in violation of our policies. Any such violation could subject us to sanctions or other penalties that could negatively affect our reputation, business and operating results.

Our future success depends on our key executive officers and our ability to attract, retain, and motivate qualified personnel.

Our future success largely depends upon the continued services of our executive officers and management team, especially our Chief Executive Officer, Ross Sklar. If one or more of our executive officers are unable or unwilling to continue in their present positions, we may not be able to replace them readily, if at all. Additionally, we may incur additional expenses to recruit and retain new executive officers. If any of our executive officers joins a competitor or forms a competing company, we may lose some or all of our customers. Finally, we do not maintain "key person" life insurance on any of our executive officers. Because of these factors, the loss of the services of any of these key persons could adversely affect our business, financial condition, and results of operations, and thereby an investment in our stock.

In addition, our continuing ability to attract and retain highly qualified personnel, especially employees with experience in branding and marketing, will also be critical to our success because we will need to hire and retain additional personnel as our business grows. There can be no assurance that we will be able to attract or retain highly qualified personnel. We face significant competition for skilled personnel in our industries. This competition may make it more difficult and expensive to attract, hire, and retain qualified managers and employees. Because of these factors, we may not be able to effectively manage or grow our business, which could adversely affect our financial condition or business. As a result, the value of your investment could be significantly reduced or completely lost.

11

If the technology-based systems that give our customers the ability to shop with us online do not function effectively, our operating results could be materially adversely affected.

A portion of our customers shop with us through our e-commerce website, which currently sells certain of our *Breathe* products only. While many of our products are sold in retail stores, increasingly, customers are using tablets and smart phones to shop online, and we do plan on increasing our product offerings on e-commerce websites in the future. Any failure on our part to provide an attractive, effective, reliable, user-friendly e-commerce platform that offers a wide assortment of merchandise with rapid delivery options and that continually meet the changing expectations of online shoppers could place us at a competitive disadvantage, result in the loss of sales, harm our reputation with customers, and could have a material adverse impact on our business and results of operations.

Security breaches and other disruptions could compromise our information and expose us to liability, which would cause our business and reputation to suffer.

In the ordinary course of our business, we collect and store sensitive data, including intellectual property, our proprietary business information, and financial and other personally identifiable information of our customers and employees. The secure processing, maintenance, and transmission of this information is critical to our operations and business strategy. Despite our security measures, our information technology and infrastructure may be vulnerable to attacks by hackers or breached due to employee error, malfeasance, or other disruptions. Any such breach could compromise our networks and the information stored there could be accessed, publicly disclosed, lost, or stolen. Advanced attacks are multi-staged, unfold over time, and utilize a range of attack vectors with military-grade cyber weapons and proven techniques, such as spear phishing and social engineering, leaving organizations and users at high risk of being compromised. The vast majority of data breaches, whether conducted by a cyber attacker from inside or outside of the organization, involve the misappropriation of digital identities and user credentials. These credentials are used to gain legitimate access to sensitive systems and high-value personal and corporate data. Many large, well-known organizations have been subject to cyber-attacks that exploited the identity vector, demonstrating that even organizations with significant resources and security expertise have challenges securing their identities. Any such access, disclosure, or other loss of information could result in legal claims or proceedings, liability under laws that protect the privacy of personal information, regulatory penalties, a disruption of our operations, damage to our reputation, or a loss of confidence in our business, any of which could adversely affect our business, revenues, and competitive position.

Organizations face growing regulatory and compliance requirements.

New and evolving regulations and compliance standards for cyber security, data protection, privacy, and internal IT controls are often created in response to the tide of cyber-attacks and will increasingly impact organizations. Existing regulatory standards require that organizations implement internal controls for user access to applications and data. In addition, data breaches are driving a new wave of regulation with stricter enforcement and higher penalties. Regulatory and policy-driven obligations require expensive and time-consuming compliance measures. The fear of non-compliance, failed audits, and material findings has pushed organizations to spend more to ensure they are in compliance, often resulting in costly, one-off implementations to mitigate potential fines or reputational damage. Any substantial costs associated with failing to meet regulatory requirements, combined with the risk of fallout from security breaches, could have a material adverse effect on our business and brand.

Our business is subject to seasonality.

Customer orders for sun care products, such as those in our *Honu* sunscreen product offerings, are highly seasonal, which has historically resulted in higher sun care sales to retailers during the late winter through mid-summer months. Accordingly, our sales, financial performance, working capital requirements and cash flow may experience volatility during these periods. Further, purchases of our sun care products can be significantly impacted by unfavorable weather conditions during the summer period, and as a result we may suffer decreases in net sales if conditions are not favorable for use of our products, which could in turn have a material adverse effect on our financial condition, results of operation and cash flows.

Acquisition opportunities may present themselves that in hindsight did not achieve the positive results anticipated by our management.

From time to time, acquisition opportunities may become available to the company. Those opportunities may involve the acquisition of specific assets, like intellectual property or inventory, or may involve the assumption of the business operations of another entity. Our goal with any future acquisition is that any acquisition should be able to contribute neutral to positive net income to the company after integration. To effect these acquisitions, we will likely be required to obtain lender financing or issue additional shares of stock in exchange for the shares of the target entity. If the performance of the acquired assets or entity does not produce positive results for the company, the terms of the acquisition, whether it is interest rate on debt, or additional dilution of stockholders, may prove detrimental to the financial results of the company, or the performance of your particular shares.

The novel coronavirus (COVID-19) pandemic may have an impact on our business, financial condition and results of operations.

In December 2019, a novel strain of coronavirus, or COVID-19, was reported to have surfaced in Wuhan, China. COVID-19 spread to many countries, including the United States, and in March 2020 was declared to be a pandemic by the World Health Organization. Efforts to contain the spread of COVID-19 intensified and the United States, Europe and Asia implemented severe travel restrictions and social distancing. The impacts of the outbreak continue to evolve.

Manufacturers in the United States have felt the impacts of the COVID-19 pandemic, both positively and negatively. In 2020, demand for consumer goods skyrocketed to levels not seen in recent times. For Starco Brands, we saw demand increase for our *Winona Popcorn Spray*, *Breathe* cleaning products and *Breathe Hand Sanitizer* (launched in 2020). As the first quarter of 2021 came, vaccines began to be distributed and the economy began to reopen, many retailers in the US evaluated their inventories and determined that they had, for many product categories, overordered and had too much stock. This led to a slowdown in buying for certain product categories such as household cleaning and sanitation/disinfection products. We in turn saw a slowdown in demand for both our *Breathe* cleaning products and *Breathe Hand Sanitizer*.

The impacts of the COVID-19 pandemic continue to unfold. The reopening of many businesses has been met with a severe shortage of labor to fill needed jobs. Manufacturers have felt this shortage of labor which has resulted in many supply-chain issues, such as lack of goods and rising prices. Additionally, transportation costs, both domestically and import, have risen to record high levels.

To date, Starco Brands has not yet felt the impact of these challenges, but that is unlikely to continue. The increased cost of components and freight are likely to have an impact on sales and profitability. Supply chain issues may cause some of our products to become low on stock. Our management team has worked diligently to minimize any of these disruptions, but there are no assurances we will be able to eliminate them completely. If we are unable to effectively mitigate these likely challenges that we will face, it may result in a material adverse effect on our results of operations, and as a result, may harm the value of your investment in our Company.

In addition to the COVID-19-related disruptions possibility adversely impacting our business and financial results, they may also have the effect of heightening many of the other risks facing our Company described in “Risk Factors” in this Offering Circular, including risks relating our limited operating history, our ability to generate sufficient revenue, our ability to generate positive cash flow, our relationships with third parties that are important to our operations, and many other factors. While we will endeavor to minimize these impacts, there can be no assurance that we will be successful in doing so. Our failure to do so would likely have an adverse impact on our business and financial results.

Risks Related to the Securities in this Offering

Investment in our Common Stock is speculative.

The shares of our Common Stock are highly speculative in nature, involve a high degree of risk and should be purchased only by persons who can afford to lose the entire

amount invested in the Common Stock. Before purchasing any of the shares of Common Stock, you should carefully consider the following factors relating to our business and prospects. If any of the following risks actually occurs, our business, financial condition or operating results could be materially adversely affected. In such case, the trading price of our Common Stock could decline and you may lose all or part of your investment.

There is no current liquid market for the shares of Common Stock. We may not continue to satisfy the requirements for quotation on the OTCQB or OTC markets and, even if we do, an active market for our Common Stock may not develop.

Our Common Stock is quoted on the OTCQB over-the-counter market operated by OTC Markets Group Inc. under the symbol “STCB”. Under Regulation A, shares of Common Stock that we sell to non-affiliates of the Company in this offering are freely tradeable and not restricted. Any securities purchased in this offering by affiliates of the Company are considered control securities. Nonetheless, even though our stock is quoted, that does not mean that there is or will be a liquid market for our Common Stock. If we fail to continue to meet the requirements for quotation on OTCQB, the shares may be quoted on other tiers of the over-the-counter market to the extent any demand exists. Whether or not we’re quoted on a market, or listed on an exchange, investors should assume that they may not be able to liquidate their investment for some time, or be able to pledge their shares as collateral, or be able to hold the stock in a traditional brokerage account. Without a liquid market for our Common Stock, it may be impossible for shareholders to be able to value their stock, reducing or eliminating the value of the stock as an incentive. Even if we continue to satisfy the requirements of the OTCQB, it is not a stock exchange. As a result, there may be significantly less trading volume and analyst coverage of, and significantly less investor interest in, our Common Stock than there would be if our shares were listed on a stock exchange, which may lead to lower trading prices for our Common Stock.

Trading of our stock may be restricted by the Securities and Exchange Commission’s penny stock regulations, which may limit a shareholder’s ability to buy and sell our stock.

The Commission has adopted regulations that generally define “penny stock” to be any equity security that has a market price (as defined) less than \$5.00 per share or an exercise price of less than \$5.00 per share, subject to certain exceptions. Our securities are covered by the penny stock rules, which impose additional sales practice requirements on broker-dealers who sell to persons other than established customers and “accredited investors”. The term “accredited investor” refers generally to institutions with assets in excess of \$5,000,000 or individuals with a net worth exclusive of home in excess of \$1,000,000 or annual income exceeding \$200,000 or \$300,000 jointly with their spouse. The penny stock rules require a broker-dealer, prior to a transaction in a penny stock not otherwise exempt from the rules, to deliver a standardized risk disclosure document in a form prepared by the Commission, which provides information about penny stocks and the nature and level of risks in the penny stock market. The broker-dealer also must provide the customer with current bid and offer quotations for the penny stock, the compensation of the broker-dealer and its salesperson in the transaction and monthly account statements showing the market value of each penny stock held in the customer’s account. The bid and offer quotations, and the broker-dealer and salesperson compensation information, must be given to the customer orally or in writing prior to effecting the transaction and must be given to the customer in writing before or with the customer’s confirmation. In addition, the penny stock rules require that prior to a transaction in a penny stock not otherwise exempt from these rules, the broker-dealer must make a special written determination that the penny stock is a suitable investment for the purchaser and receive the purchaser’s written agreement to the transaction. These disclosure requirements may have the effect of reducing the level of trading activity in the secondary market for the stock that is subject to these penny stock rules. Consequently, these penny stock rules may affect the ability of broker-dealers to trade our securities. We believe that the penny stock rules discourage investor interest in and limit the marketability of our Common Stock.

The subscription agreement has a forum selection provision that requires disputes be resolved in state or federal courts in the State of Nevada, regardless of convenience or cost to you, the investor.

In order to invest in this Offering, investors agree to resolve disputes arising under the subscription agreement in state or federal courts located in the State of Nevada for the purpose of any suit, action or other proceeding arising out of or based upon the agreement. Section 22 of the Securities Act creates concurrent jurisdiction for federal and state courts over all suits brought to enforce any duty or liability created by the Securities Act or the rules and regulations thereunder. We believe that the exclusive forum provision applies to claims arising under the Securities Act, but there is uncertainty as to whether a court would enforce such a provision in this context. Section 27 of the Exchange Act creates exclusive federal jurisdiction over all suits brought to enforce any duty or liability created by the Exchange Act or the rules and regulations thereunder. As a result, the exclusive forum provision will not apply to suits brought to enforce any duty or liability created by the Exchange Act or any other claim for which the federal courts have exclusive jurisdiction. You will not be deemed to have waived the Company’s compliance with the federal securities laws and the rules and regulations thereunder. This forum selection provision may limit your ability to obtain a favorable judicial forum for disputes with us. Alternatively, if a court were to find the provision inapplicable to, or unenforceable in an action, we may incur additional costs associated with resolving such matters in other jurisdictions, which could adversely affect our business, financial condition or results of operations.

Investors in this Offering may not be entitled to a jury trial with respect to claims arising under the subscription agreement, which could result in less favorable outcomes to the plaintiff(s) in any action under the agreement.

Investors in this Offering will be bound by the subscription agreement, which includes a provision under which investors waive the right to a jury trial of any claim they may have against the Company arising out of or relating to the agreement, including any claims made under the federal securities laws. By signing the agreement, the investor warrants that the investor has reviewed this waiver with his or her legal counsel, and knowingly and voluntarily waives the investor’s jury trial rights following consultation with the investor’s legal counsel.

If we opposed a jury trial demand based on the waiver, a court would determine whether the waiver was enforceable based on the facts and circumstances of that case in accordance with the applicable state and federal law. To our knowledge, the enforceability of a contractual pre-dispute jury trial waiver in connection with claims arising under the federal securities laws has not been finally adjudicated by a federal court. However, we believe that a contractual pre-dispute jury trial waiver provision is generally enforceable, including under the laws of the State of Nevada, which governs the agreements, by a federal or state court in the State of Nevada. In determining whether to enforce a contractual pre-dispute jury trial waiver provision, courts will generally consider whether the visibility of the jury trial waiver provision within the agreement is sufficiently prominent such that a party knowingly, intelligently and voluntarily waived the right to a jury trial. We believe that this is the case with respect to the subscription agreement. You should consult legal counsel regarding the jury waiver provision before entering into the subscription agreement.

If you bring a claim against the Company in connection with matters arising under the agreement, including claims under the federal securities laws, you may not be entitled to a jury trial with respect to those claims, which may have the effect of limiting and discouraging lawsuits against the Company. If a lawsuit is brought against the company under any of the agreements, it may be heard only by a judge or justice of the applicable trial court, which would be conducted according to different civil procedures and may result in different outcomes than a trial by jury would have had, including results that could be less favorable to the plaintiff(s) in such an action.

Nevertheless, if the relevant jury trial waiver provision is not permitted by applicable law, an action could proceed under the terms of the agreement with a jury trial. No condition, stipulation or provision of the subscription agreement serves as a waiver by any holder of the Company’s securities or by the Company of compliance with any substantive provision of the federal securities laws and the rules and regulations promulgated under those laws.

In addition, when the shares are transferred, the transferee is required to agree to all the same conditions, obligations and restrictions applicable to the shares or to the transferor with regard to ownership of the shares, that were in effect immediately prior to the transfer of the shares, including but not limited to the subscription agreement.

Using a credit card to purchase shares may impact the return on your investment as well as subject you to other risks inherent in this form of payment.

Investors in this Offering have the option of paying for their investment with a credit card, which is not usual in the traditional investment markets. Transaction fees charged by your credit card company (which can reach 5% of transaction value if considered a cash advance) and interest charged on unpaid card balances (which can reach almost 25% in some states) add to the effective purchase price of the shares you buy. See “Plan of Distribution and Selling Securityholders.” The cost of using a credit card may also increase if you do not make the minimum monthly card payments and incur late fees. Using a credit card is a relatively new form of payment for securities and will subject you to other risks inherent in this form of payment, including that, if you fail to make credit card payments (e.g. minimum monthly payments), you risk damaging your credit score and payment by credit card may be more susceptible to abuse than other forms of payment. Moreover, where a third-party payment processor is used, as in this Offering, your recovery options in the case of disputes may be limited. The increased costs due to transaction fees and interest may reduce the return on your investment.

The Commission’s Office of Investor Education and Advocacy issued an Investor Alert dated February 14, 2018 entitled: “Credit Cards and Investments – A Risky Combination”, which explains these and other risks you may want to consider before using a credit card to pay for your investment.

Our executive officers and directors have potential conflicts of interest since they will be selling securities as part of this Offering.

After (and assuming) the Company receives gross proceeds of \$10,000,000 in this Offering, certain executive officers and insiders of the Company that are shareholders of the Company will be permitted to sell their own shares in this Offering, receiving proceeds from investors directly, instead of those proceeds being received by the Company. Since the Company has only engaged Dalmore to act as the broker-dealer of record in this Offering and to perform administrative and compliance related functions in connection with this Offering, but not for underwriting or placement agent services, the Company may rely on those officers to communicate with investors on behalf of the Company. Since certain of our officers may also be simultaneously attempting to sell their own shares as selling shareholders in this Offering, there is a risk that these officers will prioritize selling their own shares over selling the Company’s shares, which could result in less proceeds being raised in this Offering for the Company. Such a result could lead to fewer funds being available to fund the Company’s operations and carry out its business plan, which could ultimately harm the value of your investment.

DILUTION

Dilution means a reduction in value, control or earnings of the shares the investor owns.

Immediate dilution

An early-stage company typically sells its shares (or grants options over its shares) to its founders and early employees at a very low cash cost, because they are, in effect, putting their “sweat equity” into the Company. When the Company seeks cash investments from outside investors, like you, the new investors typically pay a much larger sum for their shares than the founders or earlier investors, which means that the cash value of your stake is diluted because all the shares are worth the same amount, and you paid more

The following table presents the Company’s capitalization as of September 30, 2021 and compares the price that new investors are paying for their shares with the effective cash price paid by existing stockholders (which includes officers, directors, promoters or affiliated persons of the Company), assuming full conversion of preferred stock and full vesting and exercise of outstanding warrants, and based on the assumed offering price of \$0.88 per share, which is the midpoint of the price range set forth on the cover page of this Offering Circular. This method gives investors a better picture of what they will pay for their investment compared to the Company’s insiders. In the past year, none of the Company’s officers, directors, promoters or affiliated persons have acquired any shares of Common or Preferred Stock of the Company.

We note that a \$0.20 increase (decrease) in the assumed initial public offering price of \$0.88 per share, which is the midpoint of the price range set forth on the cover page of this Offering Circular, would increase (decrease) the net proceeds to us from this offering by approximately \$8.4 million, assuming the number of shares offered by us, as set forth on the cover page of this Offering Circular, remains the same and after deducting the estimated commissions and estimated offering expenses payable by us.

INCLUDING ALL ISSUED (NON-FORFEITED) OPTIONS AND SHARES:

	<u>Dates Issued</u>	<u>Issued Shares</u>	<u>Potential Shares</u>	<u>Total Issued and Potential Shares</u>	<u>Effective Cash Price per Share at Issuance or Potential Conversion</u>
Common Stock	2010 - 2017	2,416,736		2,416,736	\$ 1.195(1)
	2018	156,673,353		156,673,353	\$ 0.004(2)
	2020	50,576		50,576	\$ 1.977
Warrants	2017		2,000,000(4)	2,000,000	\$ 1.050(3)
Total Common Share Equivalents		159,140,665(5)	2,000,000	161,140,665	\$ 0.036
Investors in this Offering, assuming \$50 million raised		45,454,545		45,454,545	\$ 0.88
Totals after effect of this Offering		204,595,210	2,000,000	206,595,210	\$ 0.22

- (1) Weighted average price shown. Issued at effective cash prices ranging from \$0.000 to \$15.000. All amounts have been adjusted to account for the 2017 Reverse Split.
- (2) Weighted average price shown. Issued at effective cash prices ranging from \$0.000 to \$0.066. All amounts have been adjusted to account for the 2017 Reverse Split.
- (3) On April 3, 2018, the Board approved warrants, previously issued in 2017, to purchase 2,000,000 shares of Common Stock of the Company at an exercise price of \$1.05 per share pursuant to the terms of a settlement and general release agreement with Carwash, LLC. These warrants are outstanding as of the date of this Offering Circular.

- (4) Does not include up to 550,000 shares of Common Stock issuable upon the exercise of warrants issued subsequent to September 30, 2021.
(5) Does not include 500,000 shares of Common Stock issued subsequent to September 30, 2021.

In the event all the shares of Common Stock are not sold upon completion of this Offering, the following table details the range of possible outcomes from the offering assuming the sale of 100%, 75%, 50% and 25% of the available shares.

Funding Level	100%	75%	50%	25%
Offering Price	\$ 0.88	\$ 0.88	\$ 0.88	\$ 0.88
Pro forma net tangible book value per Common Share Equivalent before the offering	(0.01)	(0.01)	(0.01)	(0.01)
Pro forma as adjusted net tangible book value per Common share Equivalent after the offering	0.18	0.14	0.10	0.05
Dilution to investors participating in the offering	0.70	0.74	0.78	0.83
Dilution as a percentage of the offering price	80%	84%	89%	94%
Net tangible book value as of September 30, 2021	\$ (821,412)	\$ (821,412)	\$ (821,412)	\$ (821,412)
Net proceeds from this Offering	\$ 40,000,000	\$ 30,000,000	\$ 20,000,000	\$ 11,250,000
Estimated issuance cost	\$ (2,940,000)	\$ (2,287,000)	\$ (1,633,000)	\$ (980,000)
Pro forma as adjusted net tangible book value after the offering	\$ 36,238,588	\$ 26,891,588	\$ 17,545,588	\$ 9,448,588
Issued Common Share Equivalents	161,140,665	161,140,665	161,140,665	161,140,665
Number of shares to be sold in this Offering	45,454,545	34,090,909	22,727,272	12,784,090
Total pro forma as adjusted issued common share equivalents after the offering	206,595,210	195,231,574	183,867,937	173,924,755
Pro Forma as adjusted net tangible book value per common share equivalent after the offering	0.18	0.14	0.10	0.06

Future dilution

Another important way of looking at dilution is the dilution that happens due to future actions by the Company. The investor's stake in a company could be diluted due to the Company issuing additional shares. In other words, when the Company issues more shares, the percentage of the Company that you own will go down, even though the value of the Company may go up. You will own a smaller piece of a larger company. This increase in number of shares outstanding could result from a stock offering (such as an initial public offering, another crowdfunding round, a venture capital round, angel investment), employees exercising stock options, or by conversion of certain instruments (e.g. convertible bonds, preferred shares or warrants) into stock.

If the Company decides to issue more shares, an investor could experience value dilution, with each share being worth less than before, and control dilution, with the total percentage an investor owns being less than before. There may also be earnings dilution, with a reduction in the amount earned per share (though this typically occurs only if the Company offers dividends, and most early stage companies are unlikely to offer dividends, preferring to invest any earnings into the Company).

The type of dilution that hurts early-stage investors most occurs when the Company sells more shares in a "down round," meaning at a lower valuation than in earlier offerings. An example of how this might occur is as follows (numbers are for illustrative purposes only):

- In June 2019 Jane invests \$20,000 for shares that represent 2% of a company valued at \$1 million.
- In December the Company is doing very well and sells \$5 million in shares to venture capitalists on a valuation (before the new investment) of \$10 million. Jane now owns only 1.3% of the Company but her stake is worth \$200,000.
- In June 2020 the Company has run into serious problems and in order to stay afloat it raises \$1 million at a valuation of only \$2 million (the "down round"). Jane now owns only 0.89% of the Company and her stake is worth only \$26,660.

This type of dilution might also happen upon conversion of convertible notes into shares. Typically, the terms of convertible notes issued by early-stage companies provide that in the event of another round of financing, the holders of the convertible notes get to convert their notes into equity at a "discount" to the price paid by the new investors, i.e., they get more shares than the new investors would for the same price. Additionally, convertible notes may have a "price cap" on the conversion price, which effectively acts as a share price ceiling. Either way, the holders of the convertible notes get more shares for their money than new investors. In the event that the financing is a "down round" the holders of the convertible notes will dilute existing equity holders, and even more than the new investors do, because they get more shares for their money. Investors should pay careful attention to the amount of convertible notes that the Company has issued (and may issue in the future), and the terms of those notes.

If you are making an investment expecting to own a certain percentage of the Company or expecting each share to hold a certain amount of value, it's important to realize how the value of those shares can decrease by actions taken by the Company. Dilution can make drastic changes to the value of each share, ownership percentage, voting control, and earnings per share.

PLAN OF DISTRIBUTION AND SELLING SECURITYHOLDERS

Plan of Distribution

The Company and its shareholders are offering up to \$50,000,000 in Common Stock on a "best efforts" basis at an assumed price of \$0.88 per share, which is the midpoint of the price range set forth on the cover page of this Offering Circular. Under Regulation A, only \$75 million worth of the Company's Common Stock may be offered during a rolling 12-month period. From time to time, we may seek to qualify additional shares.

The Company itself is offering a maximum of 45,454,545 shares of Common Stock to the public and certain of our shareholders are offering a maximum of 11,363,636 shares of Common Stock, in each case at an assumed price of price of \$0.88 per share, which is the midpoint of the price range set forth on the cover page of this Offering Circular, on a "best efforts" basis. There is no minimum offering amount that has been established for this Offering in order for the Company to close on subscriptions and begin accepting funds; however, the minimum investment for each investor is \$500 or 569 shares, based on the assumed initial offering price of \$0.88 per share, which is the midpoint of the price range set forth on the cover page of this Offering Circular. The Company will determine the offering price of the shares of Common Stock in this Offering after the qualification of the offering statement of which this Offering Circular forms a part, and the Company will sell the shares in this Offering at that fixed offering price that is determined by the Company after qualification for the duration of the Offering. Potential investors should be aware that there can be no assurance that any other funds will be

invested in this Offering other than their own funds.

We plan to market the securities in this Offering both through online and offline means. Online marketing may take the form of contacting potential investors through electronic media and posting our Offering Circular and other materials on an online investment platform.

The Offering will terminate at the earliest of: (1) the date at which the maximum offering amount has been sold, (2) the date which is three years from this Offering being qualified by the Commission, and (3) the date at which the Offering is earlier terminated by us at our sole discretion.

We and the selling shareholders are offering securities in all states. To the extent that our officers and directors make any communications in connection with the Offering, they intend to conduct such efforts in accordance with an exemption from registration contained in Rule 3a4-1 under the Exchange Act, and, therefore, none of them is required to register as a broker-dealer.

The Company has engaged Dalmore Group, LLC (“Dalmore”), a broker-dealer registered with the Commission and a member of FINRA, to act as the broker-dealer of record for this Offering, but not for underwriting or placement agent services. The Company has also engaged Dalmore to perform the following administrative and compliance related functions in connection with this Offering:

- Review investor information, including KYC (“Know Your Customer”) data, AML (“Anti Money Laundering”) and other compliance background checks, and provide a recommendation to the Company whether or not to accept investor as a customer.
- Review each investors subscription agreement to confirm such investors participation in the Offering and provide a determination to the Company whether or not to accept the use of the subscription agreement for the investor’s participation.
- Contact and/or notify the Company, if needed, to gather additional information or clarification on an investor;
- Not provide any investment advice nor any investment recommendations to any investor.
- Keep investor details and data confidential and not disclose to any third-party except as required by regulators or pursuant to the terms of the agreement (e.g. as needed for AML and background checks).
- Coordinate with third party providers to ensure adequate review and compliance.

As compensation for the services listed above, the Company has agreed to pay Dalmore a commission equal to 1% of the amount raised in the Offering to support the Offering on all newly invested funds after the issuance of a No Objection Letter by FINRA. In addition, the Company has paid Dalmore a one-time advance set up fee of \$5,000 to cover reasonable out-of-pocket accountable expenses actually anticipated to be incurred by Dalmore, such as, among other things, preparing the FINRA filing. Dalmore will refund any fee related to the advance to the extent it is not used, incurred or provided to the Company. In addition, the Company will pay a \$20,000 consulting fee that will be due after FINRA issues a No Objection Letter and the Commission qualifies the Offering. The Company estimates that total fees due to pay Dalmore would be \$525,000 for a fully subscribed Offering. These assumptions were used in estimating the expenses of this Offering.

Selling Securityholders

Certain shareholders of the Company intend to sell up to 11,363,636 shares of Common Stock in this Offering (representing \$10,000,000 worth of Common Stock, and assuming an offering price of \$0.88 per share, which is the midpoint of the price range set forth on the cover page of this Offering Circular). Shareholders will only participate in the Offering after the Company has sold 11,363,636 shares and received gross proceeds of \$10,000,000 in this Offering (based on the assumed offering price set forth on the cover page of this Offering Circular). Once the Company reaches this threshold, the selling shareholders will be allowed to sell the next 1,262,626 shares (based on the assumed price set forth on the cover page of the Offering Circular) until total gross proceeds of the Offering equal \$11,111,111. After \$11,111,111 in gross proceeds has been raised from the sale of the Common Stock in this Offering, 90% of the shares issued in subsequent closings to new investors will be newly issued shares by the Company, and 10% will be shares sold by the selling shareholders until total gross proceeds of \$22,500,000 have been raised in the offering. Thereafter, 100% of the shares sold in subsequent closings to new investors will consist of shares sold by the selling shareholders on a pro-rata basis, until \$2,812,500 worth of the Common Stock has been sold by the selling shareholders (or 3,196,022 shares based on the assumed offering price set forth on the cover page of this Offering Circular). Thereafter, 80% of the shares sold in subsequent closings to new investors will be newly issued shares sold by the Company, and 20% will be shares sold by the selling shareholders, until the offering terminates, or the maximum offering is reached. In total, the selling shareholders may sell up to 11,363,636 shares, or 20% of the maximum number of shares being offered in this Offering (calculated based on the assumed price set forth on the cover page of this Offering Circular).

Selling shareholders will participate on a pro rata basis, which means that at each closing in which selling shareholders are participating, a shareholder will be able to sell its “Pro Rata Portion” of the shares that the shareholder is offering (as defined and set forth in the table below) of the number of securities being issued to investors. For example, if after raising \$12 million the company holds a closing for \$1 million in gross proceeds, the company will issue shares and receive gross proceeds of \$900,000 while each of the selling shareholders will receive their Pro Rata Portion of the remaining \$100,000 in gross proceeds and will transfer their shares to investors in this Offering. Selling shareholders will not offer fractional shares and the shares represented by a shareholder’s Pro Rata Portion will be determined by rounding down to the nearest whole share.

After qualification of the offering statement, the selling shareholders will enter into an irrevocable power of attorney (“POA”) with the Company and George Stroesenreuther, CFO of TSG, as attorney-in-fact, in which they direct the Company and the attorney-in-fact to take the actions necessary in connection with the Offering and sale of their shares. A form of the POA is filed as an exhibit to the offering statement of which this Offering Circular forms a part.

Selling Shareholder	Shares owned prior to Offering	Shares offered by selling shareholder(1)	Shares owned after the Offering (1)	Shareholder's Pro Rata Portion (2)
Ross Sklar	93,316,226	10,440,593	82,875,633	91.88%
Darin Brown	2,000,000	223,768	1,776,232	1.97%
David Dreyer	4,250,000	475,507	3,774,493	4.18%
Jim Leonardi	2,000,000	223,768	1,776,232	1.97%
TOTAL (3)	101,566,226	11,363,636	90,202,590	100.00%

(1) Based on an offering price of \$0.88 per share, which is the midpoint of the price range set forth on the cover page of this Offering Circular.

(2) “Pro Rata Portion” represents that portion that a shareholder may sell in the Offering expressed as a percentage where the numerator is the amount offered by the shareholder divided by the total number of shares offered by all selling shareholders.

(3) The total number of shares owned by the selling shareholders prior to this Offering represent 64% of the Company’s outstanding capital stock as of September 30, 2021. The total number of shares of Common Stock offered by the selling shareholders represents 7% of the Company’s total issued and outstanding shares prior to this Offering (calculated based on the assumed price set forth on the cover page of this Offering Circular). The Company’s outstanding share count does not include up to 2,000,000 shares of Common Stock issuable pursuant to the conversion of outstanding warrants of the Company as of September 30, 2021.

The selling shareholders will sell their shares in this Offering at the same stated, fixed price as the Company for the duration of the Offering, which price will be determined by the Company after the qualification of the offering statement of which this Offering Circular forms a part.

Investors' Tender of Funds and Closings

We and the selling shareholders will conduct multiple closings on investments (so not all investors will receive their shares on the same date). The funds tendered by potential investors will be held by our escrow agent, Prime Trust, LLC (the "Escrow Agent") and will be transferred to us and the selling shareholders at each closing. The form of escrow agreement can be found in Exhibit 8.1 to the offering statement of which this Offering Circular is a part. See "—Escrow Agent" below for a description of the Escrow Services Agreement.

We estimate that we will hold our initial closing in this offering once the Company has received \$2,000,000 in subscriptions pursuant to this offering. After the initial closing, we estimate that we will hold additional closings for every \$2,000,000 in subscriptions received, or monthly, whichever comes first. We do not intend to notify investors of when a closing occurs. We also have discretion to hold our initial closing (and subsequent closings) prior to the Company receiving \$2,000,000 in subscriptions.

Once an investor submits a subscription agreement on the Issuer's website (invest.starcobrand.com) and the Escrow Agent receives the investor's funds into the escrow account, the Escrow Agent will perform AML and KYC checks to verify the identity and status of the investor, which Dalmore will review to confirm compliance. If there are errors or incomplete information that needs to be resolved to complete the subscription, the Company will be notified, and will attempt to contact such investors to correct the information so the subscription can be completed. Once the AML and KYC checks performed by the Escrow Agent are completed, the funds from those investments will be available to be disbursed to the Company at a closing. The Company has access to a dashboard on the Escrow Agent's technology systems (the "Dashboard") that will indicate the amount of funds received from investors that have completed the subscription process. When the Company seeks to hold a closing and receive a distribution of funds, it will submit a request for a disbursement of funds through the Dashboard. Dalmore must also send the Escrow Agent a notification that it approves the Company's request for a disbursement. The Escrow Agent will review the disbursement request to verify there are funds disburseable and that the banking information provided by the Company is accurate. If approved, and the Escrow Agent has received approval from both the Company and Dalmore, the Escrow Agent will accept the disbursement request and will disburse funds from the escrow account to the Company's provided bank account. Funds will be processed and will be available in the Company's account within 24-48 business hours from the Escrow Agent's acceptance of the disbursement request.

While the Company may accept subscriptions from investors on the date on which it holds a closing, investments cannot be closed upon until the Escrow Agent has completed (and Dalmore has reviewed) the required checks on those subscriptions. As these checks take longer than 24 hours to complete, investments submitted to the Company on the date of a closing will not be included in the closing being held on that date. Such investments will be included in the next closing that the Company holds, assuming the investments clear all required checks.

In the event of the liquidation or dissolution of the Company after an investor submits a subscription agreement, but prior to the Company closing on that subscription, the Company would notify the Escrow Agent of such an occurrence, and would instruct the Escrow Agent to cancel any planned disbursement of funds from that subscription agreement to the Company. Upon receipt of this notice, the Escrow Agent would return the investment to the investor. Prior to any funds being distributed to the Company, no amounts deposited into the Escrow Account are property of the Company, and cannot be subject to debts, liens or encumbrances of any kind.

Process of Subscribing

You will be required to complete a subscription agreement in order to invest. The subscription agreement includes a representation by the investor to the effect that, if you are not an "accredited investor" as defined under securities law, you are investing an amount that does not exceed the greater of 10% of your annual income or 10% of your net worth (excluding your principal residence).

Upon qualification of the Offering, if you decide to subscribe for the Common Stock in this Offering, you should complete the following steps:

1. Go to invest.starcobrand.com click on the "Invest Now" button
2. Complete the online investment form.
3. Deliver funds directly by check, wire, debit card, credit card, or electronic funds transfer via ACH to the specified account or deliver evidence of cancellation of debt.
4. Once funds or documentation are received an automated AML check will be performed to verify the identity and status of the investor.
5. Once AML is verified, investor will electronically receive, review, execute and deliver to us a subscription agreement.

Any potential investor will have ample time to review the subscription agreement, along with their counsel, prior to making any final investment decision. Once executed, the subscription is irrevocable and you will have no right after submitting a subscription agreement to request the return of their funds before the next closing. Dalmore will review all subscription agreements completed by the investor. After Dalmore has completed its review of a subscription agreement for an investment in the Company, the funds may be released by the Escrow Agent.

If the subscription agreement is not complete or there is other missing or incomplete information, the funds will not be released until the investor provides all required information. In the case of a debit card payment or credit card payment, provided the payment is approved, Dalmore will have up to three days to ensure all the documentation is complete. Dalmore will generally review all subscription agreements on the same day, but not later than the day after the submission of the subscription agreement.

All funds tendered (by check, wire, debit card, credit card, or electronic funds transfer via ACH to the specified account or deliver evidence of cancellation of debt) by investors will be deposited into an escrow account at the Escrow Agent for the benefit of the Company and the selling shareholders. Upon closing, funds tendered by investors will be made available to the Company for its use. The Company estimates that approximately 55% of the gross proceeds raised in this Offering will be paid via credit card. This assumption was used in estimating the payment processing fees included in the total offering expenses set forth in the "Use of Proceeds" section of this Offering Circular.

All funds received by wire transfer will be made available immediately while funds transferred by ACH will be restricted for a minimum of three days to clear the banking system prior to deposit into an account at the Escrow Agent. Subscriptions via credit card will be processed by Prime Trust. The Company estimates that processing fees for credit card subscriptions will be approximately 3.75% of total funds invested per transaction. The Company intends to pay these fees on behalf of investors. Investors should note that processing of checks and credit cards by financial institutions has been impacted by restrictions on businesses due to the coronavirus pandemic. Delays in the processing and closing of subscriptions paid by check may occur, and credit card processing fees may fluctuate.

The Company and the selling shareholders maintain the right to accept or reject subscriptions in whole or in part, for any reason or for no reason, including, but not limited to, in the event that an investor fails to provide all necessary information, even after further requests, in the event an investor fails to provide requested follow up information to complete background checks or fails background checks, and in the event the Offering is oversubscribed in excess of the maximum offering amount.

In the interest of allowing interested investors as much time as possible to complete the paperwork associated with a subscription, there is no maximum period of time to decide

whether to accept or reject a subscription. If a subscription is rejected, funds will not be accepted by wire transfer or ACH, and payments made by debit card or check will be returned to subscribers within 30 days of such rejection without deduction or interest. Upon acceptance of a subscription, the Company will send a confirmation of such acceptance to the subscriber.

Upon confirmation that an investor's funds have cleared, the Company and the selling shareholders will instruct the Transfer Agent to issue shares to the investor, or transfer such shares, in the case of shares sold by the selling shareholders. The Transfer Agent will notify an investor when shares are ready to be issued or transferred and the Transfer Agent has set up an account for the investor.

Escrow Agent

Following qualification, the Company will enter into an Escrow Services Agreement with Prime Trust, LLC (the "Escrow Agent"). Investor funds will be held in an account by the Escrow Agent pending closing or termination of the Offering. While funds are held the escrow account and prior to a closing of the sale of shares in bona fide transactions that are fully paid and cleared, (i) the escrow account and escrowed funds will be held for the benefit of the investors, (ii) neither the Company nor any selling security holder is entitled to any funds received into the escrow account, and (iii) no amounts deposited into the escrow account shall become the property of company, any selling shareholder or any other entity, or be subject to any debts, liens or encumbrances of any kind of the Company, any selling shareholder or any other entity. No interest shall be paid on balances in the escrow account.

The Escrow Agent has not investigated the desirability or advisability of investment in the shares nor approved, endorsed or passed upon the merits of purchasing the securities.

Transfer Agent

The Company has also engaged Computershare Inc., a Delaware corporation and a registered transfer agent with the Commission, who will serve as transfer agent to maintain shareholder information on a book-entry basis. There are no set up costs for this service, and fees for this service will be limited to secondary market activity.

Perks

To encourage participation in this Offering, the Company is providing perks for all investors in the Offering. The Company is of the opinion that these perks do not alter the sales price or cost basis of the securities in this Offering. Instead, the perks are intended as a "thank you" to investors that help the Company achieve its mission. However, it is recommended that investors consult a tax professional to fully understand any tax implications of receiving any perks before investing.

All investors in this Offering will receive a "care package" from Starco Brands containing the following products (in the following quantities):

- *Breathe* Multi Purpose Cleaner (1)
- *Breathe* Bathroom Cleaner (1)
- *Breathe* Stainless Steel Cleaner (1)
- *Breathe* Furniture Polish (1)
- *Breathe* Hand Sanitizer, 5oz (1)
- *Breathe* Hand Sanitizer, 1oz (1)
- Winona Popcorn Spray (2)
- Honu Sunscreen, 5oz (1)

The estimated retail value of the care package is \$50.00.

Investors will earn the perk once they have fully completed their investment and once it has been accepted by the Company. The Company will mail the care package to the investor at the Company's own expense at the address provided to the Company by the investor in its subscription documents.

The Company reserves the right to change the terms and conditions of Investor Perks at any time. The Company also reserves the right to adjust the products in the "care package" described above at any time without further notice.

Provisions of Note in Our Subscription Agreement

Jury Trial Waiver

The subscription agreement provides that subscribers waive the right to a jury trial of any claim they may have against us arising out of or relating to the agreement, including any claim under federal securities laws. By signing the subscription agreement an investor will warrant that the investor has reviewed this waiver with the investor's legal counsel, and knowingly and voluntarily waives his or her jury trial rights following consultation with the investor's legal counsel. If we opposed a jury trial demand based on the waiver, a court would determine whether the waiver was enforceable given the facts and circumstances of that case in accordance with applicable case law. In addition, by agreeing to the provision, subscribers will not be deemed to have waived the Company's compliance with the federal securities laws and the rules and regulations promulgated thereunder.

Forum Selection Provisions

The subscription agreement that investors will execute in connection with the offering includes a forum selection provision that requires any claims against the Company based on the agreement to be brought in a state or federal court of competent jurisdiction in the State of Nevada, for the purpose of any suit, action or other proceeding arising out of or based upon the agreement. Although we believe the provision benefits us by providing increased consistency in the application of Nevada law in the types of lawsuits to which it applies and in limiting our litigation costs, to the extent it is enforceable, the forum selection provision may limit investors' ability to bring claims in judicial forums that they find favorable to such disputes and may discourage lawsuits with respect to such claims. The Company has adopted the provision to limit the time and expense incurred by its management to challenge any such claims. As a company with a small management team, this provision allows its officers to not lose a significant amount of time travelling to any particular forum so they may continue to focus on operations of the Company. Section 22 of the Securities Act creates concurrent jurisdiction for federal and state courts over all suits brought to enforce any duty or liability created by the Securities Act or the rules and regulations thereunder. We believe that the exclusive forum provision applies to claims arising under the Securities Act, but there is uncertainty as to whether a court would enforce such a provision in this context. Section 27 of the Exchange Act creates exclusive federal jurisdiction over all suits brought to enforce any duty or liability created by the Exchange Act or the rules and regulations thereunder. As a result, the exclusive forum provision will not apply to suits brought to enforce any duty or liability created by the Exchange Act or any other claim for which the federal courts have exclusive

USE OF PROCEEDS TO ISSUER

We estimate that the net proceeds to us from this offering will be approximately \$37 million, assuming \$40 million in gross proceeds is raised and assuming an initial offering price of \$0.88 per share, which is the midpoint of the price range set forth on the cover page of this Offering Circular, and after deducting the estimated commissions and estimated offering expenses payable by us.

A \$0.20 increase (decrease) in the assumed initial public offering price of \$0.88 per share, which is the midpoint of the price range set forth on the cover page of this Offering Circular, would increase (decrease) the net proceeds to us from this offering by approximately \$8.4 million, assuming the number of shares offered by us, as set forth on the cover page of this Offering Circular, remains the same and after deducting the estimated commissions and estimated offering expenses payable by us.

Assuming a maximum raise of \$40,000,000 in gross proceeds, the net proceeds to the issuer from this Offering will be approximately \$37,060,000, after deducting the estimated offering expenses of approximately \$2,940,000 consisting of marketing, legal, accounting, EDGARization, and other fees and expenses incurred in connection with this Offering.

Assuming a raise of \$30,000,000 (representing 75% of the maximum offering amount), the net proceeds to the issuer from this Offering will be approximately \$27,713,000 after deducting the estimated offering expenses of approximately \$2,287,000 consisting of marketing, legal, accounting, EDGARization, and other fees and expenses incurred in connection with this Offering.

Assuming a raise of \$20,000,000 (representing 50% of the maximum offering amount), the net proceeds to the issuer from this Offering will be approximately \$18,367,000 after deducting the estimated offering expenses of approximately \$1,633,000, consisting of marketing, legal, accounting, EDGARization, and other fees and expenses incurred in connection with this Offering.

Assuming a raise of \$11,250,000 (representing 25% of the maximum offering amount), the net proceeds to the issuer from this Offering will be approximately \$10,270,000, after deducting the estimated offering expenses of approximately \$980,000 consisting of marketing, legal, accounting, EDGARization, and other fees and expenses incurred in connection with this Offering.

Please see the table below for a summary of our intended use of the proceeds from this Offering:

Use of Proceeds	Percentage of Offering Sold			
	25%	50%	75%	100%
Sales & Marketing	\$ 4,200,000	\$ 6,600,000	\$ 8,700,000	\$ 12,900,000
Equipment & Tooling	\$ 2,400,000	\$ 4,800,000	\$ 8,000,000	\$ 8,000,000
Acquisitions	\$ 0	\$ 2,500,000	\$ 5,500,000	\$ 10,000,000
Product Development	\$ 600,000	\$ 1,000,000	\$ 2,000,000	\$ 2,000,000
General Corporate (1)	\$ 3,070,000	\$ 3,467,000	\$ 3,513,000	\$ 4,660,000
Offering Expenses	\$ 980,000	\$ 1,633,000	\$ 2,287,000	\$ 2,940,000
TOTAL	\$ 11,250,000	\$ 20,000,000	\$ 30,000,000	\$ 40,000,000

Because this Offering is a “best efforts” offering, we may close this Offering without sufficient funds for all the intended purposes set out above, or even to cover the costs of this Offering.

The Company reserves the right to change the above use of proceeds if management believes it is in the best interests of the Company.

THE COMPANY’S BUSINESS

Overview

Starco Brands, Inc.’s mission is to create behavior-changing products and brands. Our core competency is inventing brands, marketing, building trends, pushing awareness and social marketing. Starco Brands generates revenues from royalties on product sales of its own in-house brands that it has created, as well as from providing marketing services to other companies. The Company’s ultimate goal is to become a leading brand owner and third-party marketer of cutting-edge technologies in the consumer marketplace.

Organizational History

Starco Brands, Inc. (formerly Insynergy Products, Inc.) was incorporated in the State of Nevada on January 26, 2010. The business of the Company initially was to engage in “Direct Response” marketing of consumer products - a type of marketing designed to elicit an instant response by encouraging prospects to take a specific action - with the goal of producing sales through television and/or retail. On July 12, 2017, the Company entered into a licensing agreement with The Starco Group (the “Licensing Agreement”), pursuant to which the Company licenses to The Starco Group the right to manufacture and sell certain of the Company’s products. In connection with the Company’s entry into the Licensing Agreement, the Company pivoted away from Direct Response marketing to pursue a new strategic marketing plan involving commercializing behavior-changing products manufactured by The Starco Group with the intent to sell them through brick and mortar retailers as well as through online retailers. On September 7, 2017 the Company filed an Amendment to its Articles of Incorporation to change its name to Starco Brands, Inc. in an effort to better align the Company’s name with its current and anticipated business operations.

Principal Products and Services

The Company generates revenues through the sale of its own products and through providing brand-building and marketing services for other companies’ products. The Company currently generates revenues approximately evenly from both its products and service offerings, but expects its product offerings to be the majority of the Company’s revenue in the future.

Products

The Company launched its first product line called *Breathe*™ in August 2017. *Breathe* is an environmentally-friendly line of household cleaning aerosol products. It is the world's first aerosol household cleaning line to be approved by the EPA's Safer Choice program. This product line, which includes a furniture polish, stainless steel polish, bathroom cleaner, and multi-purpose cleaner, is biodegradable and is propelled by nitrogen, which makes up approximately 80% of the earth's breathable air. *Breathe* was named Partner of the Year by the EPA's Safer Choice Program for 2018.

The Company also launched a new product under the *Breathe* product line in April 2020 – the *Breathe* Hand Sanitizer Spray. The product was created and a patent application was filed by Alim Enterprises, LLC (“Alim Enterprises”), an entity owned by Ross Sklar, the Chief Executive Officer of the Company. The product was developed as a result of supply chains collapsing during the COVID-19 outbreak and increased demand for hand sanitizers. The traditional packaging components used in manufacturing hand sanitizer became very difficult to procure. Due to the outbreak of coronavirus many traditional component supply chains became overly stressed and companies could not source enough bottles and caps for sanitizer products. Through Alim Enterprises, the concept of a spray hand sanitizer was invented. Alim Enterprises filed a patent application on the first ever aerosol spray hand sanitizer with 75% alcohol solution that utilizes only compressed air and nitrogen as the product's propellant. Alim Enterprises and its intellectual property counsel believe the product is novel and warrants a utility patent. On June 4, 2020, Starco Brands, Inc. approved a Memorandum of Understanding (the “MOU”) by and between the Company, Alim Enterprises, and The Starco Group in connection with the development and licensing of the *Breathe* Hand Sanitizer Spray. Alim Enterprises, the owner of the patent application for the technology behind the *Breathe* Hand Sanitizer Spray (which is a nitrogen propelled aerosol sanitizer spray technology) agreed to license to Starco Brands the right to utilize the technology under Alim Enterprises' patent application to manufacture and sell the *Breathe* Hand Sanitizer Spray pursuant to Starco Brands' Licensing Agreement with TSG. In exchange, Alim Enterprises is entitled to receive a license fee equal to a single-digit percentage of the gross sales of the *Breathe* Hand Sanitizer Spray, minus unit returns of the products, discounts, allowances, freight, applicable taxes and other expenses, which will be part of the cost of goods sold for each unit of *Breathe* Hand Sanitizer Spray sold. The Company will receive the same royalty the Company receives pursuant to the Licensing Agreement on the sold units of the *Breathe* Hand Sanitizer Spray, and TSG will receive a 25% gross margin for manufacturing each unit sold. (The MOU also contemplated sales of a *Breathe* Hand Sanitizer Gel, which is a planned product that has not yet been launched by the Company.) In addition, pursuant to the MOU, Alim Enterprises stated that it was willing to transfer the patent application to Starco Brands as additional consideration for Starco Brands' services outlined above, but did not specify the timing of such transfer, which was at the discretion of Alim Enterprises. On February 8, 2021, Alim Enterprises assigned the patent application to Starco Brands. A filing was made by Alim Enterprises with the USPTO to record the assignment of the patent application to the Company on February 8, 2021 and the assignment of the patent application from Alim Enterprises to the Company was recorded by the USPTO on the same date. The assignment was made pursuant to the MOU, and neither Alim Enterprises nor the Company entered into any subsequent agreement relating to the assignment of this patent application to the Company. See the subsection entitled “Intellectual Property” below for information on patent application.

Honu™

The Company launched *Honu*™, its first product line in personal care, in 2018. The Company's sole product for sale under the *Honu* brand is *Honu* Spray Sunscreen, which was initially launched in 1,700 Walmart locations. *Honu* Spray Sunscreen is a reef friendly and family safe SPF 50 sunscreen with 80 minutes of water resistance that comes with a patented “spray wand” to spray hard-to-reach spots. The spray wand is patented and owned by an unrelated third party that Starco Brands has an informal agreement with to utilize and sell the spray wand in its products, in exchange for a 50/50 split on all royalty revenue earned by products sold with the spray wand. (See the subsection entitled “Intellectual Property” below for information on this licensed patent). *Honu* Spray Sunscreen won the 2019 Consumer Survey Product Innovation “Product of Year” award for skin care, which is the largest consumer voted award for product innovation, voted on by 40,000 consumers. The Company anticipates adding additional product offerings under the *Honu* brand Q3 2022.

Future Product Offerings of Starco Brands

Starco Brands plans to increase its aerosol-based product offerings in various categories in the future, including personal care, food, alcohol, and personal care products. Each of these products, once launched, will be manufactured and sold pursuant to the Licensing Agreement with TSG. As these brands and products are still in development, they are subject to change. There is no guarantee that the Company will launch these brands and/or products under the timelines stated above, or at all. Future product offerings that are currently in development are as follows:

Whipshots

On September 8, 2021, the Company (via its wholly-owned subsidiary, Whipshots LLC, a Wyoming limited liability company, “Whipshots LLC-WY”) entered into an Intellectual Property Purchase Agreement effective August 24, 2021, with Penguins Fly, LLC, pursuant to which the Company, among other things, to purchase from Penguins Fly, LLC the trademarks “Whipshotz” and “Whipshots”. The purchase price for these assets (“Purchase Price Payment”) is payable to Penguins Fly over the course of seven years, based on a sliding scale percentage between 2% and 5% of gross revenues actually received by the Company solely from the Company's sale of Whipshots/Whipshotz Products. A copy of this agreement is included as exhibit 6.14 to the offering statement of which this Offering Circular forms a part. On September 15, 2021, the Company announced that it had purchased the tradenames “Whipshotz” and “Whipshots”.

On September 14, 2021, the Company (via newly formed subsidiary Whipshots LLC, a Delaware limited liability company, “Whipshots LLC-DE”), entered into a License Agreement with Washpoppin Inc., a New York corporation (“Washpoppin”) pursuant to which Washpoppin Inc. agreed to license to the Company certain intellectual property of the recording artist professionally known as “Cardi B” for use associated with Whipshots, a product line consisting of alcohol-infused, whipped-cream aerosols, under the brand name “Whipshots”. The initial term of the agreement extends to December 31, 2024.

As part of the agreement, in exchange for up to 70 ownership units of Whipshots LLC-DE (representing up to 7% of the total equity of Whipshots LLC-DE) and royalty rates based on Net Sales (as defined in the agreement) during each applicable contract period, Washpoppin agreed to cause Cardi B to attend certain in person events, media interviews, participate in the development of Whipshots and promote Whipshots through social media. As of the date of this Offering Circular, 40 ownership units of Whipshots LLC-DE have been granted to Washpoppin and the remaining 30 ownership units can vest over time based on Net Sales. The royalty rates are 3.5% for sales in any given period that are below the “net sales threshold” for the period and 4.5% for sales above the “net sales threshold” for the given period. The “net sales threshold” through December 31, 2022 is \$20 million; from January 1, 2023 through December 31, 2023 is \$40 million; and from January 1, 2024 through December 31, 2024 is \$60 million. The Company has committed to a minimum royalty payment under the agreement of an aggregate of \$3,300,000 subject to Washpoppin's satisfaction of its obligations.

A copy of this agreement is filed as exhibit 6.15 offering statement of which this Offering Circular forms a part.

The Company has manufactured product samples as a proof-of-concept for this product line, and intends to launch these products under the *Whipshots* brand in Q4 2021.

Goldie Cakes

The Company intends to launch a product line consisting of aerosol-based, sprayable pancake batter, under the brand name “Goldie Cakes”. The Company has manufactured product samples as a proof-of-concept for this product line, and intends to launch these products under the *Goldie Cakes* brand in Q3 2022. The Company also intends on launching Goldie Cakes cupcakes after the pancake line has been commercialized.

Marketing Services

Starco Brands is the marketer of record for Sklar Holdings, Inc.'s DBA The Starco Group "Betterbilt Chemicals' & Kleen-Out's Sulfuric Acid Drain Opener" product and Winona Pure Inc.'s "Pure Popcorn Butter Oil" popcorn spray. The Company provides marketing services to these companies for these specific products on an as-needed basis, pursuant to the terms of the Company's marketing & sales license agreements with each of these companies (each, a "Marketing Agreement") entered into by Starco Brands and each of these entities on April 1, 2018.

Pursuant to these Marketing Agreements, Winona Pure Inc. and Sklar Holdings, Inc. engage the Company to market and sell certain of their products under their respective brand names (i.e. the "Betterbilt Chemicals' & Kleen-Out's Sulfuric Acid Drain Opener" and the "Pure Popcorn Butter Oil" popcorn spray) on an exclusive worldwide basis. In return, the Company receives a royalty of twenty five cents (\$0.25) per unit sold.

The services Starco Brands provides in this capacity include graphic design, content development, social-media marketing, website design, labelling, and content creation for advertisements. Starco Brands utilizes both the skills of its executive officers, as well as its marketing, strategy, and media partners to provide these services to its clients. (See "Marketing & Sales" below for a description of these partners of the Company and the services they provide.)

The Marketing Agreements each expire on December 31, 2028, unless earlier terminated by the parties. Each Marketing Agreement may be terminated at any time upon mutual written consent of the parties. Upon termination, Starco Brands will have the right to sell any product remaining in its possession that it was engaged to market and sell, for which it will continue to receive the \$0.25 per unit sold of such products. Copies of the Marketing Agreement between the Company and Winona Pure Inc. and Sklar Holdings, Inc. are filed as Exhibits 6.8 and 6.9, respectively, to the offering statement of which this Offering Circular forms a part.

Starco Brands has successfully assisted these companies' entry into Walmart, and each of these products are now available in all Walmart stores. Through the Company's relationship with its marketing partner, Deutsch, Inc., and with TSG, the Company launched a new label for the product's packaging in June 2019 for Winona's popcorn spray throughout all Walmart stores. The Company also launched Winona's popcorn spray on Amazon through our strategic partner Pattern (formerly iServe), which is a shareholder in Starco Brands, Inc. Recently, the Company also secured distribution for Winona Popcorn Spray in all H-E-B Grocery Company stores, a supermarket chain based in San Antonio, Texas, with more than 340 stores throughout the U.S. state of Texas.

Market

In 2019, the global household cleaners market was valued at about \$30 billion, according to market data published by Statista in an April 2020 publication titled "Household cleaners market value worldwide from 2017 to 2025". According to this publication, the value of this specific market has been expanding in recent years and is projected to keep growing, reaching roughly 40 billion U.S. dollars by 2025. The global hand sanitizer market size valued at approximately 2.7 billion in 2019 and is expected to grow at a compound annual growth rate (CAGR) of 22.6% from 2020 to 2027, according to a Market Analysis Report published by Grand View Research in April 2020. The recent COVID-19 pandemic at the beginning of 2020 has spurred the market for hand sanitizer. In the United States alone, revenues in the Hand Sanitizer segment has amounted to approximately \$400 million in 2020. The Company believes these figures represent ample opportunity for the Company's *Breathe* product line to make sales and gain a greater share of this market.

According to a July 2020 report from ReportLinker titled "Global Sun Care Products Industry", the sun care market is poised to reach over US\$12.6 Billion by the year 2025. The United States is also expected maintain a 5.6% growth momentum in the sun care market during this same period. The Company believes this data shows that there will be continued and increasing demand for sun care products, which the Company hopes to capitalize on with its *Honu* brand products.

The target demographic for Starco Brands' products varies depending on the product and/or brand. For *Breathe*, the Company targets a demographic of primarily females, aged 20 to 60 that are environmentally conscious. For *Honu*, the Company targets both males and females, ages 18 and up, that engage in sporting, camping, and other outdoor activities.

Marketing & Sales

The Company markets its products in a number of ways. TSG sells to many retailers across the country, and our relationship with TSG provides us access to a large sales network and distribution footprint, granting us significant opportunity to capitalize on this network to generate product sales. Additionally, our media partner, Hearst Magazine Media, Inc., a division of Hearst Media Solutions, markets our products throughout their platforms, which include print, digital, social and more, providing significant reach for our marketing efforts. Deutsch L.A., Inc. ("Deutsch"), an internationally-recognized advertising agency with clients including Taco Bell, Dr. Pepper, Siemens, Reebok, and Nintendo, is a marketing partner of the Company, which assists us in creating effective marketing campaigns to successfully launch our products and the products of our client-companies. The Company also utilizes its strategic partner, Pattern Inc. (formerly iServe) ("Pattern") for ecommerce intelligence, sales optimization, and marketplace management for both Starco Brands' products and the products of our company-clients. The Company also utilizes its strategic partner, Pattern Inc. (formerly iServe) ("Pattern") for ecommerce intelligence, sales optimization, and marketplace management for both Starco Brands' products and the products of our company-clients.

Agreements with our Marketing & Strategy Partners

Deutsch. Pursuant to a services agreement with Deutsch, the Company agreed to issue 4,500,000 shares of Common Stock of the Company to Deutsch in exchange for Deutsch to act as "Agency of Record" for all brands launched by the Company, in which capacity it will provide the following services for such brands:

- Account services and coordination;
- Development of brand assets, including videos, social media templates, product shoots, and other advertising materials; and
- Coordination of consumer and market research.

The term of this agreement expired June 28, 2021. Nonetheless, Deutsch has continued to provide the services to the Company described above subsequent to the expiration date of the agreement.

Pattern. Pursuant to a services agreement with Pattern, the Company agreed to issue 2,500,000 shares of Common Stock of the Company to Pattern in exchange for Pattern to provide services to the Company relating to the Company's products available on Amazon, such as:

- Search engine optimization (to drive the sales of the Company's products on Amazon.)
- Amazon content management
- Amazon listing management
- Advertising management
- Product feedback management on Amazon

The term of this agreement expires February 20, 2022.

On April 24, 2020 and October 15, 2020, the Company and Hearst Magazine Media, Inc. (“Hearst”) entered into two License Agreements (each, a “Hearst License Agreement”, and collectively, the “Hearst License Agreements”). Hearst is one of the world’s largest publishers of magazine media across all platforms, with more than 300 editions and 240 websites around the world, including more than 25 titles in the U.S.

Pursuant to these Hearst License Agreements, Hearst granted the Company a non-exclusive, non-transferable license to use certain logos, channels and trademarks owned by Hearst in connection with certain of the Company’s products. As part of the Licensing Agreements, Hearst agreed to work collaboratively with the Company to market the Company’s products subject to the Hearst License Agreements across Hearst’s media channels. Hearst has agreed to use its best efforts to provide marketing services to the Company in connection with these products pursuant to the Hearst License Agreements, including, but not limited to:

- mentions of Starco Brands’ products in one or more Hearst Magazine publications;
- print ads in one or more Hearst Magazine publications;
- editorial mentions of the Company’s products in articles on Hearst Magazine websites; and
- Digital/Social Media posts on and integrated into Hearst Magazine-owned websites and social media channels to promote Starco Brands’ products.

In return, the Company has agreed to pay Hearst a low-single-digit percentage of all sales of the Company’s products listed in the Hearst License Agreements, with minimum guaranteed payments to Hearst made in each year of the contract, and minimum sales that the Company must achieve in each year that the Hearst License Agreements are in effect. If the Company does not meet these sales quotas and does not pay these minimum guarantees to Hearst, Hearst has the right to terminate the Hearst License Agreement(s).

Pursuant to the Hearst License Agreements, the Company agreed that the products subject to these Hearst License Agreements must be of a high standard of style, quality and appearance, and agreed that, prior to their initial use, Hearst must approve the use by the Company of any Hearst logos, trademarks, etc. in connection with the Company’s products. Such approval will only be granted after Hearst’s receipt of samples of the products of the Company subject to the Hearst License Agreements. The Company also agreed that Hearst has the right to allow third-parties to market the Company’s products on Hearst’s behalf. In addition, the Company agreed not to enter into any similar license arrangements with any competitors of Hearst. The Company is obligated to provide, within sixty (60) days of the commencement of each year of that the Hearst License Agreements are in effect, an annual marketing summary for the Company’s products that are subject to the Hearst License Agreements that includes, among other items, copies of sales materials used throughout the year by the Company, proposed new product releases, and customer lists for the Company’s products. The Company is also required to indemnify Hearst from and against any claims, liabilities, or other losses that arise in connection with the Hearst License Agreements, as well as to maintain certain insurances during the term of the Hearst License Agreements, and for a period of five (5) years thereafter.

As to the products of the Company that are subject to the Hearst License Agreements, Hearst acknowledges and agrees that the License Agreements shall not confer any right, title, or interest related to the Company’s products to Hearst.

The initial term of the Hearst License Agreement executed April 24, 2020 expires December 31, 2022. The initial term of the Hearst License Agreement executed October 15, 2020 expires on June 30, 2022. Each of the Hearst License Agreements will automatically renew for two (2) years if the Company has performed all of its obligations under the agreement.

Customers

On the products side of our business, we consider our customers to be the retailers, wholesalers, and distributors that sell our products. As of the date of this Offering Circular, Starco Brands’ products are currently available in Home Depot, Lowes, Wakefern, Wegmans, Macy, UNFI, KeHe, Walmart, Dollar General, Harris Teeter, and Smart & Final. For our marketing services, any company in the consumer-packaged goods industry is a potential client. As of the date of this Offering Circular, our clients include Sklar Holdings, Inc. and Winona Pure Inc., for which we act as a marketer of record for certain of these companies’ products.

Competition

The Company faces competition from large corporations that are dominant players in the product categories we operate in, as well as companies in the consumer-packaged goods industry as a whole, such as S.C. Johnson & Son, Johnson & Johnson, Reckitt Benckiser, and Edgewell. The Company also faces competition from other companies that specialize in marketing and branding of consumer-packaged goods’ products.

We believe our competitive strength lies in our cutting-edge, award winning, differentiating IP portfolio, which we are able to effectively leverage through our cutting-edge branding techniques geared towards our target demographics for our various product lines, which we believe the larger, more established consumer-packaged goods companies are not as effective at targeting and accessing. Additionally, due to our manufacturing relationship with TSG, our prices are extremely competitive, and our partners in media (Hearst Magazines), marketing (Deutsch), and strategy (Pattern) allow us to garner wide exposure at a very low cost, resulting in low overhead and allowing our profits to be reinvested into further strengthening our IP portfolio and branding efforts.

Competition faced by our specific products and services are outlined below.

BreatheTM – The Company faces competition from other companies marketing sustainable, environmentally-safe cleaning products, such as Seventh Generation and Mrs. Myers. These companies, however, do not make aerosol-based cleaning products as we do. As such, we consider companies that produce aerosol-based cleaners as our more direct competitors, such as S. C. Johnson & Son and Clorox.

HonuTM – The Company faces competition from other companies offering sunscreen for active lifestyles, such as including Sun Bum and Coppertone Sport, each of which also have aerosol-based sunscreen products.

Marketing Services

For our marketing services, we compete with other mid-market advertising and marketing agencies work in brand strategy, such as Rule29, GKV, and Acnhour. However, the Company is not aware of any other marketing agencies that can provide the sales services we can provide through our relationship with TSG, giving our client-companies access to the manufacturing capability and sales network of TSG that we have access to through the Licensing Agreement with TSG. We believe this makes the Company uniquely competitive against other companies offering similar marketing services that are limited to those services only, which is how the vast majority, if not all, other similar marketing agencies operate.

Seasonality

Customer orders for our sun care products are highly seasonal, which has historically resulted in higher sun care sales to retailers during the late winter through mid-summer months.

Manufacturers and Suppliers

The Starco Group (“TSG”) produces all of the Company’s products pursuant to the Licensing Agreement in place between the Company and TSG. TSG is predominantly an aerosol and liquid-fill private label manufacturer that manufactures products in DIY/hardware, paints, coatings and adhesives, household, hair care, disinfectants, automotive, motorcycle, arts & crafts, personal care cosmetics, personal care FDA, sun care, food, cooking oils, beverage and spirits.

The Company’s Chief Executive Officer is also the interim Chief Financial Officer, and 100% owner of TSG. The Company’s Executive Vice President is also the Executive Vice President and a member of the board of directors of TSG. As such, TSG is a close affiliate of the Company.

The Company is able to obtain product manufacturing at a very favorable price point due to its close relationship with TSG. TSG owns infrastructure and cross-category manufacturing plants across the country. Under the Licensing Agreement, TSG is only allowed to earn a 25% gross margin on retail sales of the Company’s products (at wholesale prices). TSG pays the Company the difference between its costs and the wholesale price as a royalty. The Company receives this royalty revenue as sales are made. TSG owns and pays for all of its needed infrastructure.

Licensing Agreement with The Starco Group

With the exception of the Breathe Hand Sanitizer Spray (as described below), all of the Company’s products are manufactured and sold by TSG pursuant to the terms of the Licensing Agreement between the Company and TSG dated July 2, 2017. Pursuant to this agreement, TSG pays the Company a royalty based on TSG’s “Net Unit Sales” of the products sold by TSG pursuant to the Licensing Agreement – i.e. the gross invoiced unit sales of the product minus TSG’s unit returns of products, discounts, allowances, freight, applicable taxes and other expenses mutually agreed to between the Company and TSG from time to time. TSG earns a 25% gross margin on its cost of goods, and the delta between TSG’s cost, including the 25% margin, and the Net Unit Sales is the royalty paid to the Company. For example, TSG manufactures one of the Company’s products for \$1.00, and adds its gross margin of 25%, which comes out to a selling price of \$1.33. TSG then sells that product to a retailer for a gross sale price which, after discounts and deductions, results in a Net Unit Sales price of \$2.00. The difference between the \$2.00 Net Unit Sales price and the \$1.33 of cost plus margin to TSG is \$0.67, and this amount is the royalty paid to the Company.

For more information on the Company’s relationship with TSG, see “Interest Of Management And Others In Certain Transactions”

Special Manufacturing Requirements for the Breathe Hand Sanitizer Spray

The *Breathe* Hand Sanitizer Spray is manufactured by BOV Solutions, a manufacturer that is under common ownership with TSG that is an at scale FDA, CFR210/211 manufacturer of aerosol and OTC products. The *Breathe* Hand Sanitizer Spray can only be made in a facility that passes an audit to manufacture products under the FDA’s Code of Federal Regulations (CFR) with respect to manufacturing practices for “Finished Pharmaceuticals” and for “Processing, Packing, Or Holding Of Drugs” (21CFR Parts 210 and 211). However, since Starco Brands does not manufacture its own products, such manufacturing rules and regulations do not apply directly to Starco Brands.

Source and Availability of Raw Materials

Although we own (or license, as applicable) the formulas for the *Honu* and *Breathe* product lines, TSG handles all raw material and component sourcing for the manufacturing of our products. TSG sources raw materials from some of the largest chemical manufacturers and distributors in the United States.

There may be fluctuations in the availability of certain of the materials TSG obtains due to high demand from our competitors. If TSG is unable to obtain these materials for any reason in the necessary quantities or at a reasonable price, we be unable to fulfill customer orders and our business could be materially harmed.

Distribution

All distribution of Starco Brand’s products is handled by TSG. TSG acts a vendor of record for the Company – it is authorized to offer and sell our products to retailers. This arrangement is beneficial to our Company, as TSG has established relationships and vendor numbers with retailers across the United States and the insurances that are required to sell at scale.

The Company does not enter into agreements directly with retailers for the sale of its products – rather, TSG receives purchase orders for our products from retailers, and fulfills those purchase orders, for which TSG must pay the Company a royalty pursuant to the terms of Licensing Agreement. The purchase orders received by TSG are singular in nature, obligating the TSG to provide a certain amount of product in exchange for a certain purchase price as set forth in the applicable purchase order. For many customers, TSG offers a discount (which varies, but with a maximum of 2%) if customers pay within the first ten (10) days of receipt of an invoice from TSG for the delivery of the products pursuant to a purchase order. Customers may generally cancel or reschedule orders without penalty, and delivery schedules requested by customers in their purchase orders frequently vary based upon each customer’s particular needs. Additionally, shipments to customers may be delayed due to inventory constraints. None of these purchase orders obligate the purchaser to make future purchases, and do not guarantee any future revenue to TSG.

Pursuant to the Licensing Agreement, TSG earns a 25% gross margin. Once it sells the product to a retailer at a wholesale price, TSG pays the Company the difference between its costs and the net wholesale price as a royalty. The Company derives royalty revenue and TSG owns and pays for all of its needed infrastructure.

Distribution information on our specific brand and product offerings is detailed below:

*Breathe*TM. The *Breathe* line is predominantly available in 300 to 400 stores serviced through Unified Natural Foods, a North American food wholesaler (“UNFI”) as well as in almost 500 Home Depots and all Lowes locations through Central Garden Excel (“Central”), one of the largest distributors to the DIY/hardware retail channel. Central will be handling all of the Company’s distribution of the *Breathe* product line to Home Depot and Lowes. *Breathe* is also now available on Amazon. *Breathe* is currently being presented to a number of other national retailers in the United States.

The *Breathe*TM. Hand Sanitizer is being sold in TSG’s existing distribution footprint in the United States. The Company launched the product on April 20, 2020 with Dollar General, which distributed the product in each of its 15,000 stores. *Breathe*[®]. Hand Sanitizer product is also now available in Wegmans, HLA and J Winkler, the Home

Depot, Lowes, American Pharmacy, AutoZone, The Farm Shop, Harris Teeter, UNFI, Kehe, Macys, Smart & Final, Weeks and a few other retailers. The product comes in three sizes, 1oz., 5oz., and 9.5oz. sprays and is available directly on the Company's website www.breathesanitizer.com and on Amazon and Walmart.com.

*Honu*TM. The *Honu* sunscreen spray was launched in 2018 in 1,700 Walmart stores. Distribution was held back after our initial launch of this product, as we have to add more products to *Honu* to build out a complete line for additional traction with retailers.

As described above, the Company does not contract directly with any of the retailers listed above. Rather, TSG receives purchase orders from these retailers in its capacity as a vendor of record for the Company, the general terms of which are described above. While the Company depends on the receipt by TSG of additional purchase orders for its products to continue to generate revenues via the Licensing Agreement, the Company does not depend on any single retailer or purchase order received by TSG in particular for its business.

Distribution Agreements

On November 4, 2021, Starco Brands entered into separate Distribution Agreements (each a "Distribution Agreement" and, collectively, the "Distribution Agreements") with each of (i) National Distributing Company, Inc., a Georgia corporation, (ii) Republic National Distributing Company, LLC, a Delaware limited liability company, and (iii) Young's Market Company, LLC, a Delaware limited liability company (each a "Distributor" and, collectively, the "Distributors") each with an effective date as of November 1, 2021. Pursuant to the Distribution Agreements, the Distributors will act as the exclusive distributor for the Company in the Territories set forth on [Exhibit B](#) for the Products set forth on [Exhibit A](#) to each such Distribution Agreement (as such terms are defined in the Distribution Agreements, as amended from time to time). Each such Distribution Agreement is in substantially similar form to the form filed as exhibit 6.16 to the offering statement of which this Offering Circular forms a part. The foregoing Distribution Agreements cover 20 U.S. States and the District of Columbia.

Pursuant to the terms of the Distribution Agreements, the Distributors will serve as the exclusive distributors in such Territories for the Company's previously announced vodka-infused whipped cream product WhipshotsTM. The Distribution Agreements provide the Distributors rights to expand the Territories and Products covered under each such Distribution Agreement as the Company expands its product lines and distribution channels. The expansion of Territories and Products may be exercised under various rights, including rights of first refusal to serve as an exclusive distributor of new Products in new Territories. The Company has also agreed to grant the Distributors "most favored nations" pricing providing for the lowest price available across the United States and its territories and possessions (the "US Territory"), and to grant Distributors any volume or other discounts that are offered to any other distributor in the US Territory by the Company, provided such action is not a violation of applicable law.

The foregoing summary of the terms of the Distribution Agreements does not purport to be complete and is qualified in its entirety by reference to the full text of such Distribution Agreement, the form of which is filed as exhibit 6.16 to the offering statement of which this Offering Circular forms a part.

Broker Agreements

On November 4, 2021, Starco Brands entered into separate Broker Agreements (each a "Broker Agreement" and, collectively, the "Broker Agreements") with each of Republic National Distributing Company, LLC, a Delaware limited liability company, and Young's Market Company, LLC, a Delaware limited liability company (each a "Broker" and, collectively, the "Brokers") each with an effective date as of November 1, 2021. Pursuant to the Broker Agreements, the Broker will act as the exclusive broker for the Company in the Territories set forth on [Exhibit B](#) for the Products set forth on [Exhibit A](#) to each such Broker Agreement, as amended from time to time. Each Broker will receive a commission rate of 10%. Each Broker Agreement is in substantially similar form to the form filed as exhibit 6.17 to the offering statement of which this Offering Circular forms a part. The foregoing Broker Agreements cover 15 U.S. States.

The foregoing summary of the terms of the Broker Agreements does not purport to be complete and is qualified in its entirety by reference to the full text of such Broker Agreement, the form of which is filed as exhibit 6.17 to the offering statement of which this Offering Circular forms a part.

Employees

The Company currently has no full-time employees. The Company uses independent contractors from time to time on an as-needed basis.

Government Regulation

We are subject to labor and employment laws, laws governing advertising and promotions, privacy laws, safety regulations, consumer protection regulations and other laws that regulate and govern the promotion and sale of merchandise. We monitor changes in these laws and believe that we are in material compliance with applicable laws.

With respect to certain of our products (such as *Breathe* Hand Sanitizer Spray), we are subject to regulation by the United States Food and Drug Administration ("FDA") and are required to comply with certain testing and communications requirements. For example, we are responsible for the veracity of any efficacy claims we make about the *Breathe* Hand Sanitizer products, and certain product-testing processes as mandated by the FDA in order for us to make such efficacy claims about our products. *Breathe* Hand Sanitizer has undergone ASTM E2315 - 16 testing, which is the "Standard Guide for Assessment of Antimicrobial Activity Using a Time-Kill Procedure" and ASTM E1052 - 20 testing, which is the "Standard Practice to Assess the Activity of Microbicides against Viruses in Suspension" to verify the efficacy claims made by Starco Brands about the product.

Since the Company does not manufacture its own products, rules and regulations related to manufacturing practices for its products do not directly apply to the Company. The production of certain of Starco Brands' products is subject to certain regulations promulgated by the FDA. The *Breathe* Hand Sanitizer Spray can only be made in a facility that passes an audit to manufacture products under the FDA's Code of Federal Regulations (CFR) with respect to manufacturing practices for "Finished Pharmaceuticals" and for "Processing, Packing, Or Holding Of Drugs" (21CFR Parts 210 and 211). However, since Starco Brands does not manufacture its own products, such manufacturing rules and regulations do not apply directly to Starco Brands.

Intellectual Property

Trademarks

The Company has been granted trademarks for both "*Breathe*" and "*Honu*" by the United States Patent and Trade Office, as well as one other trademarks related to the *Breathe* product line.

Trademark Type	Name	Registration Number	Registration Date
Character Mark	BREATHSAFE TECHNOLOGY	5525012	2018-07-24
Character Mark	HONU	5704505	2019-03-19
Word Mark	BREATHE	5292682	2017-09-19

The Company does not own any issued patents. The Company owns a patent application (related to the *Breathe* hand sanitizer spray) and licenses a patent (for the *Honu* Spray Wand). These patents and the agreements the Company has entered into related to these patents are described below.

Type	Patent Name	ID Number	Status	Expiration Date
Patent Application (Utility) (Non-Provisional)	Not Yet Granted (Related to <i>Breathe</i> Hand Sanitizer)	Not Available	Pending (Filed May 2020)	20 years from the Filing Date (once granted)
Patent (Utility Patent)	Spray Device	US 9,221,595 B2	Granted (December 29, 2015)	April 9, 2030

- ***Honu* Spray Wand - Patent License:** The Company licenses the patent for the *Honu* “Spray Wand” used in its *Honu* sunscreen spray product pursuant to an informal agreement with an unrelated third party. Pursuant to this agreement, Starco Brands was granted the right to utilize the spray wand in its products in exchange for payment to the owner of the patent of 50% of the royalties received by Starco Brands generated from sales of those products utilizing this Spray Wand. Starco Brands and this third party agreed to these terms in April 2018. The parties to this agreement did not specify a term of license agreement, nor did they specify any termination terms. Starco Brands believes the term of the patent license has been granted in perpetuity for this patent, or until either party elects to terminate this agreement.
- ***Breathe* Hand Sanitizer Spray – Patent Application License & Subsequent Assignment:** The Company previously licensed the rights to a patent application for the nitrogen propelled aerosol hand sanitizer from the inventor of the technology, Alim Enterprises, LLC, pursuant to a Memorandum of Understanding (“MOU”) by and between the Company, Alim Enterprises, LLC and The Starco Group, entered into on June 4, 2020 in connection with the development and licensing of the *Breathe* Hand Sanitizer Spray. Pursuant to this MOU, Alim Enterprises, LLC stated that it was “willing” to transfer the patent to Starco Brands, but did not specify the timing of such a transfer. On February 8, 2021, Alim Enterprises, LLC assigned the patent application to the Company. A filing was made by Alim Enterprises with the USPTO to record the assignment of the patent application to the Company on February 8, 2021 and such assignment of the patent application was recorded by the USPTO on the same date. The assignment was made pursuant to the MOU, and neither Alim Enterprises nor the Company entered into any subsequent agreement relating to the assignment of this patent application to the Company.

Acquisition Opportunities

We do not have any current plans to acquire the assets or operation of other entities, but we believe that opportunities may become available. Should there be an opportunity to make an acquisition, our goal would be to ensure that the assets or operations to be acquired are a good fit, and the acquisition terms are in line with the benefits to the Company. Acquisitions would likely be in the form of cash and equity. The cash portion of any acquisition would likely come from obtaining financing from lenders or future equity financing rounds, neither of which have been identified. Such financing would require that the Company take on new expenses related to either the servicing of new debt or broker commission fees. Any equity used for an acquisition would come from issuing additional shares of the Company’s stock in exchange for the stock of the acquired entity. The issuance of stock would likely occur in a transaction that is not registered with the Securities and Exchange Commission and could result in the dilution of the investors in the Offering. Additionally, investor consent would not be sought if the Company had sufficient authorized shares available.

Litigation

On April 3, 2018, the Board approved warrants, previously issued in 2017, to purchase 2,000,000 shares of Common Stock of the Company at an exercise price of \$1.05 per share pursuant to the terms of a settlement and general release agreement with Carwash, LLC. The number of shares issuable pursuant to these warrants adjusts in the event of a stock split or reverse stock split. These warrants are still outstanding as of the date of this Offering Circular.

On February 18, 2020, the Company received a demand letter from a law firm representing certain individuals who purchased certain *Breathe* household cleaning products. The demand letter alleges that the Company has unlawfully, falsely and misleadingly labeled and marketed the *Breathe* brand of products to consumers in violation of the Consumer Products Safety Act, the Federal Hazardous Substance Act and the FTC Act as well as various California and New York laws. While the Company denied any wrongdoing, a settlement was reached and paid in full, with no further obligation required by the Company.

THE COMPANY’S PROPERTY

Starco Brands’ principal offices are located at 250 26th Street, Suite 200, Santa Monica, California, 90402. Sklar Holdings, Inc., a company owned by Ross Sklar, our Chief Executive Officer, leases the offices at this location, and provides Starco Brands the right to use these offices without any rent obligation. The Company previously also rented offices in Burbank, California, but ceased renting those offices in November 2020.

MANAGEMENT’S DISCUSSION AND ANALYSIS OF FINANCIAL CONDITION AND RESULTS OF OPERATIONS

Overview

Starco Brands, Inc. (formerly Insynergy Products, Inc.) was incorporated in the State of Nevada on January 26, 2010. Starco Brands, Inc.’s mission is to create behavior-changing products and brands. Our core competency is inventing brands, marketing, building trends, pushing awareness and social marketing. Starco Brands generates revenues from product sales of its own in-house brands that it has created, as well as from providing marketing services to other companies. The Company’s ultimate goal is to become a leading brand owner and third-party marketer of cutting-edge technologies in the consumer marketplace.

The initial business focus of Starco Brands (as Insynergy Products, Inc.) was to engage in “Direct Response” marketing of consumer products - a type of marketing designed to elicit an instant response by encouraging prospects to take a specific action - with the goal of producing sales through television and/or retail. On July 12, 2017, the Company entered into a licensing agreement with The Starco Group (the “Licensing Agreement”), pursuant to which the Company licenses to The Starco Group the right to manufacture and sell certain of the Company’s products. In connection with the Company’s entry into the Licensing Agreement, the Company pivoted away from Direct Response marketing to pursue a new strategic marketing plan involving commercializing behavior-changing products manufactured by The Starco Group with the intent to sell them through brick and mortar retailers as well as through online retailers. On September 7, 2017 the Company filed an Amendment to its Articles of Incorporation to change its name to Starco Brands, Inc. in an effort to better align the Company’s name with its current and anticipated business operations.

Results of Operations

Three Months Ended September 30, 2021 and 2020

Revenues

For the three months ended September 30, 2021, the Company recorded royalty revenues of \$109,503 compared to \$767,808 for the three months ended September 30, 2020, a decrease of \$658,305, and a percentage decrease of 86%. The royalty rate that the Company is paid varies on a per product basis of wholesale sales of our branded and non-corporate owned licensed products. Revenues are from our marketing licensing agreements with TSG and other affiliated companies, for various products mentioned above.

The decrease in the current period is primarily due to reductions in sales of our Breathe Hand Sanitizer (launched in 2020) and cleaning sprays, partially offset by growth in sales of Kleen-out and Winona Popcorn Spray. For the three months ended September 30, 2021, Breathe cleaning and sanitizer products accounted for approximately 15% of total royalty revenue, compared to the three months ended September 30, 2020 where Breathe cleaning and sanitizer products accounted for approximately 90% of total royalty revenue.

We believe that the decrease in our revenues for the three months ended September 30, 2021 compared to the three months ended September 30, 2020 is in part due to COVID-19. In 2020, especially in the early stages of the COVID-19 pandemic, demand for consumer goods, and in particular sanitizers, skyrocketed. During the three months ended June 30, 2020, we saw demand increase for our Winona Popcorn Spray, Breathe cleaning products and Breathe Hand Sanitizer. As the initial panic and hoarding of cleaning supplies dwindled during 2021, and the increasing availability of vaccines became widespread, many retailers in the US evaluated their inventories and determined that they had, for many product categories, and in particular sanitization supplies, too much stock due to a reduction in consumer frenzy over those products. As a result, the Company experienced a slowdown in demand for both our Breathe cleaning products and Breathe Hand Sanitizer.

Operating Expenses

For the three months ended September 30, 2021, compensation expense decreased \$22,803, or 75%, to \$11,673 compared to \$47,113 for the three months ended September 30, 2020. The decrease is a result of reductions in the number of paid directors and officers of our Company.

For the three months ended September 30, 2021, the Company incurred \$57,480 in professional fees compared to \$34,677 for the three months ended September 30, 2020, an increase of \$22,803, or 66%. Professional fees are mainly for accounting, auditing and legal services associated with our quarterly filings as a public company and advisory and valuation services. The increase is primarily due to an increase in legal and audit fees.

For the three months ended September 30, 2021, the Company incurred \$430,176 in marketing, general and administrative expense as compared to \$222,334 for the three months ended September 30, 2020, an increase of \$207,842, or 94%. The increase can be attributed to an increase in spending on marketing including initial license payments related to the promotional launch for Whipshots™.

We did not incur any COVID-19 related expenses during the three months ended September 30, 2021 and 2020.

Other income and expense

For the three months ended September 30, 2021, we had total other expense of \$2,987 compared to other expense of \$1,768 for the three months ended September 30, 2020. The increase in total other expense was largely a result of office sub lease income and gain on forgiveness of debt in the three months ended September 30, 2020 which did not reoccur in the corresponding period for 2021.

Net loss

For the three months ended September 30, 2021, the Company recorded a net loss of \$392,813 as compared to a net gain of \$461,916 in the prior year. Our increase in net loss is primarily the result of the decline in revenue in addition to increased marketing and professional spending. The net gain in the prior year was a result of our increase in revenue attributed to the Breathe Hand Sanitizer Spray, growth in the Breathe Household Cleaning line and growth with the Winona Popcorn Spray.

Nine Months Ended September 30, 2021 and 2020

Revenues

For the nine months ended September 30, 2021, the Company recorded royalty revenues of \$484,073 compared to \$1,120,072 for the nine months ended September 30, 2020, a decrease of \$635,999, a percentage decrease of 58%.

For the nine months ended September 30, 2021, Breathe Cleaning and Sanitizer accounted for approximately 35% of total royalty revenue, compared to the nine months ended September 30, 2020 where Breathe Cleaning and Sanitizer accounted for approximately 80% of total royalty revenue.

As stated above, we believe that our results of operations for the nine months ended September 30, 2021 and September 30, 2020 were in part affected by COVID-19. In 2020, especially in the early stages of the COVID-19 pandemic, demand for consumer goods, and in particular sanitizers skyrocketed. During the nine months ended September 30, 2020, Starco Brands saw demand increase for our Winona Popcorn Spray, as well as its Breathe cleaning and sanitization products. During the nine months ended September 30, 2021, the increasing availability of vaccines became widespread and many retailers in the US evaluated their inventories, determining that they had, for many product categories, and in particular sanitization supplies, had too much stock due to a reduction in consumer frenzy over those products. As a result, the Company experienced a slowdown in demand for both our Breathe cleaning products and Breathe Hand Sanitizer – however, we continued to see strong sales of our Winona Popcorn Spray.

Operating Expenses

For the nine months ended September 30, 2021, compensation expense decreased \$49,370, or 36% to \$89,466 compared to \$138,836 for the nine months ended September 30, 2020. This decrease was a result of reductions in the number of paid directors and officers.

For the nine months ended September 30, 2021, the Company incurred \$167,882 in professional fees compared to \$63,956 in the prior period, an increase of \$103,926, or 163%. Professional fees are mainly for accounting, auditing and legal services associated with our quarterly filings as a public company and advisory and valuation services. The increase is primarily due to an increase in legal fees, including fees associated with the Company's proposed Regulation A offering in the fourth quarter of 2021.

For the nine months ended September 30, 2021, the Company incurred \$750,540 in marketing, general and administrative expense as compared to \$328,833 for the nine months ended September 30, 2020, an increase of \$421,707, or 129%. The increase can be attributed to an increase in spending on marketing.

We did not incur any COVID-19 related expenses during the nine months ended September 30, 2021 and 2020.

Other income and expense

For the nine months ended September 30, 2021, we had total other expense of \$25,673 compared to \$5,027 for the nine months ended September 30, 2020. The increase in total other expense was largely a result of office sub lease income and gain on forgiveness of debt in the nine months ended September 30, 2020 which did not reoccur in the corresponding period for 2021.

Net loss

For the nine months ended September 30, 2021, the Company recorded a net loss of \$549,488 as compared to a net gain of \$583,420 in the prior year. Our increase in net loss is primarily the result of the decline in revenue in addition to increased marketing and professional spending.

Year ended December 31, 2020 compared to the year ended December 31, 2019

Revenues

For the year ended December 31, 2020, the Company recorded royalty revenues of \$1,365,360 compared to \$240,287 for the year ended December 31, 2019, an increase of \$1,125,073 or 468.2%. The royalty rate that Starco Brands is paid varies on a per product basis of wholesale sales of our branded and non-corporate owned licensed products. Revenues are from our Licensing Agreement with The Starco Group and other affiliated companies, for various products mentioned above. The increase in the current period is due to an increase of sales of our Breathe household cleaning line and Winona Popcorn Spray, and to the launching and scaling of the new Breathe hand sanitizer spray. Future sales are not contractual or guaranteed and are dependent on continuing customer purchases of our products.

Operating Expenses

For the year ended December 31, 2020, compensation expense increased \$2,212, or 1.2% to \$185,537 compared to \$183,325 for the year ended December 31, 2019.

For the year ended December 31, 2020, the Company incurred \$145,416 in professional fees compared to \$45,375 in the prior period, an increase of \$100,041, or 220.5%. Professional fees are mainly for accounting, auditing and legal services associated with our quarterly filings as a public company and advisory and valuation services. The increase is primarily due to an increase in legal fees.

For the year ended December 31, 2020, the Company incurred \$507,278 in marketing, general and administrative expense as compared to \$159,365 for the year ended December 31, 2019, an increase of \$347,913, or 218.3%. The increase can be attributed to an increase of spending on marketing.

Other income and expense

For the year ended December 31, 2020, we had total other income of \$16,157 compared to \$7,814 for the year ended December 31, 2019. For the year ended December 31, 2020, the Company recorded other income from subleasing its office space of \$15,750 and a gain on extinguishment of debt of \$37,580. This was offset by interest expense of \$37,173. For the year ended December 31, 2019, the Company recorded other income from subleasing its office space of \$21,000 and a gain on extinguishment of debt of \$19,434. This was offset by interest expense of \$32,620.

Net Income

For the year ended December 31, 2020, the Company recorded a net income of \$543,286 as compared to a net loss of \$139,964 in the prior year. The increase from the net loss to net income is primarily attributable to our increase in royalty revenue from our new *Breathe* hand sanitizer product, launched in April 2020, as well as increases in sales of our other *Breathe* products and the Winona & Kleenout-brand products. We believe the COVID-19 pandemic was a factor leading to increased sales of our *Breathe* products – but the Company expects that this increased demand for its products will continue for the duration of the pandemic, and beyond, due to shifts in consumer behavior influenced by the pandemic.

Liquidity and Capital Resources

As reflected in the accompanying unaudited financial statements, the Company has an accumulated deficit of \$16,686,508 at September 30, 2021, primarily due to the issuance of stock for services when the Company reorganized in 2017 and 2018, and had a net loss of \$549,488 and used net cash for operating activities of \$685,899 for the nine months ended September 30, 2021.

We generated \$491,498 from financing activities during the nine months ended September 30, 2021, compared to \$128,508 provided by financing activities during the nine months ended September 30, 2020.

For the nine months ended September 30, 2020 the Company generated net income of \$583,420 as compared to the Company generating a net operating loss of \$549,488 for the nine months ended September 30, 2021. Operating expenses include items such as compensation for our Board Members, marketing expenses, administrative costs, insurance, legal and other professional fees, compliance and website maintenance. No cash compensation has ever been paid to Ross Sklar, the CEO and Chairman of the Board.

Indebtedness

On January 24, 2020, the Company executed a promissory note for \$100,000 with Ross Sklar, our CEO. The note bears interest at 4% per annum, compounded monthly (which increases to 10% in the event of a default), is unsecured and matures two years from the original date of issuance. On June 28, 2021, the Company issued an additional promissory note to Ross Sklar in the principal amount of \$100,000 with the same terms, with a maturity date of June 28, 2023. On September 17, 2021, the Company issued an additional promissory note in the principal amount of \$500,000 to Ross Sklar with the same terms as the January 24, 2020 note with a maturity date of September 17, 2023. As of September 30, 2021, there was a total of \$1,635 of accrued interest due on these notes. A copy of each of these notes is included as exhibit 6.3, exhibit 6.12 and exhibit 6.13, respectively, to the offering statement of which this Offering Circular forms a part. Each of these notes is still outstanding as of the date of this Offering Circular.

Separation Agreements with former Directors

On June 13, 2021, Starco Brands, Inc. entered into Separation Agreements (the "Separation Agreements") with Sanford Lang ("Mr. Lang") and Martin Goldrod ("Mr. Goldrod") where effective as of June 16, 2021, Mr. Lang and Mr. Goldrod each resigned from their positions as members of the Board of Directors. Mr. Goldrod also resigned as Secretary of the Company. Pursuant to the Separation Agreement with Mr. Lang, the Company agreed to repay a loan to the Company in the principal amount of \$296,477, pay back-pay owed to Mr. Lang in the amount of \$41,600 and to pay monthly separation benefit payments of \$7,950 (the "Lang Separation Benefits") for thirty-six (36) months (the "Lang Payment Period"). Pursuant to the Separation Agreement with Mr. Goldrod, the Company agreed to pay back-pay owed to Mr. Goldrod in the amount of \$10,350 and to pay monthly payments of \$3,000 (the "Goldrod Separation Benefits" and together with the Lang Separation Benefits, the "Separation Benefits") for thirty-six (36) months (the "Goldrod Payment Period" and together with the Lang Payment Period, the "Payment Periods").

As consideration for the Separation Benefits, and not in addition to same, the Company agreed to purchase an amount of the shares of the Company per month from Mr. Lang and Mr. Goldrod at a price per share that when aggregated with all shares purchased in a given month will equal the Lang Separation Benefits and the Goldrod Separation Benefits respectively (the "Purchase(s)"). The number of shares subject to each Purchase will be the monthly Separation Benefits divided by the volume weighted average price of the shares for the ten (10) prior trading days before the end of each month. The Company will pay all transfer fees and other expenses associated with the Purchase(s). The Lang Separation Benefits will terminate the earlier of (i) the end of the Lang Payment Period or (ii) once the Company has purchased 3,250,000 shares of the Company's Common Stock from Mr. Lang. The Goldrod Separation Benefits will terminate the earlier of (i) end of the Goldrod Payment Period or (ii) once the Company has purchased 406,000 shares of the Company's Common Stock from Mr. Goldrod.

As part of the Separation Agreements, Mr. Lang and Mr. Goldrod each agreed to release the Company and certain related parties, including the Company's officers, directors and employees, from all claims and liabilities arising prior to the date of the Separation Agreements.

The Separation Agreements were disclosed in the Company's Current Report on Form 8-K filed with the SEC on June 23, 2021, the description of which is incorporated by

reference herein. As of the date of this Offering Circular, the Company has repaid the loan of \$296,477 and paid the back-pay owed to Mr. Lang in the amount of \$41,600, and the back-pay of \$10,350 owed to Mr. Goldrod.

A copy of each of the Separation Agreements with Sanford Lang and Martin Gold were filed as Exhibits 10.1 and 10.2, respectively, to the Company's Current Report on Form 8-K filed with the SEC on July 22, 2021, and are incorporated by reference herein as Exhibits 6.10 and 6.11 to the offering statement of which this Offering Circular forms a part.

Critical Accounting Estimates and Policies

The preparation of financial statements in conformity with accounting principles generally accepted in the United States of America requires management to make estimates and assumptions that affect the reported amounts of assets and liabilities and the disclosure of contingent assets and liabilities of the date of the financial statements and the reported amounts of revenues and expenses during the reporting period. Note 2 to the Financial Statements describes the significant accounting policies and methods used in the preparation of the Financial Statements. Estimates are used for, but not limited to, contingencies and taxes. Actual results could differ materially from those estimates. The following critical accounting policies are impacted significantly by judgments, assumptions, and estimates used in the preparation of the Financial Statements.

We are subject to various loss contingencies arising in the ordinary course of business. We consider the likelihood of loss or impairment of an asset or the incurrence of a liability, as well as our ability to reasonably estimate the amount of loss in determining loss contingencies. An estimated loss contingency is accrued when management concludes that it is probable that an asset has been impaired or a liability has been incurred and the amount of the loss can be reasonably estimated. We regularly evaluate current information available to us to determine whether such accruals should be adjusted.

We recognize deferred tax assets (future tax benefits) and liabilities for the expected future tax consequences of temporary differences between the book carrying amounts and the tax basis of assets and liabilities. The deferred tax assets and liabilities represent the expected future tax return consequences of those differences, which are expected to be either deductible or taxable when the assets and liabilities are recovered or settled. Future tax benefits have been fully offset by a 100% valuation allowance as management is unable to determine that it is more likely than not that this deferred tax asset will be realized.

Revenue is recognized when a customer obtains control of promised goods or services and is recognized in an amount that reflects the consideration that an entity expects to receive in exchange for those goods or services. In addition, the standard requires disclosure of the nature, amount, timing, and uncertainty of revenue and cash flows arising from contracts with customers. The amount of revenue that is recorded reflects the consideration that the Company expects to receive in exchange for those goods. The Company applies the following five-step model in order to determine this amount: (i) identification of the promised goods in the contract; (ii) determination of whether the promised goods are performance obligations, including whether they are distinct in the context of the contract; (iii) measurement of the transaction price, including the constraint on variable consideration; (iv) allocation of the transaction price to the performance obligations; and (v) recognition of revenue when (or as) the Company satisfies each performance obligation.

The Company only applies the five-step model to contracts when it is probable that the entity will collect the consideration it is entitled to in exchange for the goods or services it transfers to the customer. Once a contract is determined to be within the scope of ASC 606 at contract inception, the Company reviews the contract to determine which performance obligations the Company must deliver and which of these performance obligations are distinct. The Company recognizes as revenues the amount of the transaction price that is allocated to the respective performance obligation when the performance obligation is satisfied or as it is satisfied.

The Company earns its revenue from the Licensing Agreement it has with The Starco Group, a related party. The Company licenses the right for TSG to manufacture and sell certain Starco Brands products. The amount of the licensing revenue received varies depending upon the product and is determined beforehand in each agreement. The Company recognized its revenue only when it receives a report of sales made by TSG to a third party.

Off-Balance Sheet Arrangements

We have not entered into any off-balance sheet arrangements that have or are reasonably likely to have a current or future effect on our financial condition, changes in financial condition, revenues or expenses, results of operations, liquidity, capital expenditures or capital resources and would be considered material to investors.

Recent Accounting Pronouncements

The Company has implemented all new accounting pronouncements that are in effect. These pronouncements did not have any material impact on the financial statements unless otherwise disclosed, and the Company does not believe that there are any other new accounting pronouncements that have been issued that might have a material impact on its financial position or results of operations.

Trend Information

Due to the COVID-19 pandemic, the Company saw increased demand for the cleaning and sanitizing products that it produces, which drove sales of these products (in particular, the *Breathe* hand sanitizer spray). As vaccines began to be distributed and the economy began to reopen, retailers have slowed the purchase of these items due to overstocking scenarios. Thus, we have seen a decline in overall sales for the *Breathe* cleaning and *Breathe* Hand Sanitizer products and do not expect to see revenue for those products for the remainder of 2021 anywhere near the revenue generated from these products in 2020. However, we have seen demand increase for both the Kleen-Out and Winona Popcorn Spray products, which now account for a much larger percentage of sales than the *Breathe* product line. While demand for the supplies to make these products may cause the price to produce them to increase, thus decreasing our profit margins, the Company expects that any such increase in costs will continue to be offset to a greater degree by the positive effects of the increased demand for these products.

DIRECTORS, EXECUTIVE OFFICERS AND SIGNIFICANT EMPLOYEES

Name	Position	Age	Term of Office (Date of Appointment)	Approximate hours per week for part-time individuals
Executive Officers:				
Ross Sklar (1)	Chief Executive Officer	45	August 9, 2017	N/A
Darin Brown (2)	Executive Vice President	44	July 31, 2020	N/A

Directors:

Ross Sklar	Director, Chairman of the Board	45	August 13, 2015 until next annual meeting	N/A
Darin Brown	Director	44	June 4, 2020 until next annual meeting.	N/A
Significant Employees:				
David Dreyer	Executive Vice President of Marketing	48	June 4, 2020	10

- (1) Mr. Sklar was elected as a director of the Company pursuant to the terms of a letter of intent dated August 13, 2015 entered into between the Company between Ross Sklar by which the Company was to acquire certain licenses from Mr. Sklar to a series of products. Pursuant to this agreement, the Company agreed to appoint Mr. Sklar as a member of its Board of Directors. A copy of this agreement is filed as Exhibit 6.4 to this Offering Circular (incorporated by reference to Exhibit 10.2 of the Company's 10-Q for the quarterly period ended June 30, 2015 filed on August 14, 2015.)
- (2) Mr. Brown filed for Bankruptcy under Chapter 13 on May 25, 2015. An order of discharge was entered on June 4, 2020 in relation to this matter.

Ross Sklar, Chief Executive Officer, Director

Ross Sklar was appointed to fill a vacancy on our Board on August 13, 2015. For over 15 years Mr. Sklar has developed technology in industrial and consumer markets. Mr. Sklar is the founder and The Starco Group, located in Los Angeles, California, where he has served as Chief Executive Officer since February 2015. The Starco Group is a diversified aerosol and liquid fill producer of private label and branded industrial and consumer products that manufactures for almost every consumer category. On August 9, 2017 Mr. Sklar was appointed President and Chief Executive Officer of Starco Brands. He holds a Bachelor's degree in Political Science from the University of Manitoba.

39

Darin Brown, Executive Vice President, Director

Darin joined the Company as a Director in June 2020, and was appointed as its Executive Vice President in July 2020. Darin has over 20 years of experience in chemical operations and consumer package goods distribution experience. He also currently serves as Executive Vice President of Operations for The Starco Group, which is a position he has held since February 2012. Darin has exceptional leadership experience, having overseen teams of over 200 people during his time at The Starco Group.

David Dreyer, Executive Vice President of Marketing

With over 20 years of marketing experience with marquee brands such as Apple, Pepsi, Ford, DIRECTV, Pizza Hut, Sara Lee, Pennzoil and the GRAMMYS, among others, David has a deep understanding of brands and the companies that produce them. David worked at Deutsch LA from 2010 to 2014 and TBWA\Media Arts Lab from 2014 – 2016, where he was responsible for globally managing Apple. Dave joined Starco Brands in 2016 as an EVP of Marketing prior to being appointed as an officer of Company in June 2020. In his spare time, Dave is a professor of advertising at USC's Annenberg School for Communication and Journalism. He holds a master's degree in Integrated Marketing from Northwestern University and an undergraduate degree from UC San Diego.

40

COMPENSATION OF DIRECTORS AND EXECUTIVE OFFICERS

For the fiscal year ended December 31, 2020 our officers and directors were compensated as follows:

Name	Capacities in which compensation was received	Cash compensation (\$)	Other compensation (\$)	Total compensation (\$)
Ross Sklar	Chief Executive Officer, Director	0	0	0
Darin Brown	Executive Vice President	0	0	0
Sanford Lang (1)	Former CEO, Director	79,800	0	79,800
Martin Goldrod (2)	Former Chief Operating Officer, Director	18,500	0	18,500
Rachel Boulds (3)	Chief Financial Officer	36,500	0	36,500

- (1) Sanford Lang received this compensation for his services as a director of the Company. On June 16, 2021, Mr. Lang resigned as a director of the Company pursuant to a Separation Agreement. See "Management's Discussion and Analysis of Financial Condition and Results of Operations" for further information on the terms of this Separation Agreement.
- (2) Martin Goldrod received this compensation for his services as a director of the Company. On June 16, 2021, Mr. Goldrod resigned as a director of the Company pursuant to a Separation Agreement. See "Management's Discussion and Analysis of Financial Condition and Results of Operations" for further information on the terms of this Separation Agreement.
- (3) Rachel Boulds received this compensation for her services as CFO of the Company. On February 16, 2021, Rachel Boulds resigned as Chief Financial Officer of Starco Brands, Inc.

In the future, the Company intends to pay its officers, directors and other employees, which will impact the Company's financial condition and results of operations, as discussed in "Management's Discussion and Analysis of Financial Condition and Results of Operations." The Company may choose to establish an equity compensation plan for its management and other employees in the future.

For the fiscal year ended December 31, 2020, we paid our 4 directors as a group \$94,850.

Other than set forth above, there are no future compensation plans or arrangements for officers and directors of the Company.

41

The following table displays, as of September 30, 2021, the voting securities beneficially owned by (1) any individual director or officer who beneficially owns more than 10% of any class of our capital stock, (2) all executive officers and directors as a group and (3) any other holder who beneficially owns more than 10% of any class of our capital stock:

Title of class	Name and address of beneficial owner	Amount and nature of beneficial ownership	Amount and nature of beneficial ownership acquirable	Percent of class (1)
Common Stock	Ross Sklar	93,316,226	0	58.64%
Common Stock	Darin Brown	2,000,000	0	1.26%

(1) Based on 159,140,665 shares of Common Stock outstanding as of September 30, 2021.

42

INTEREST OF MANAGEMENT AND OTHERS IN CERTAIN TRANSACTIONS

As described in the “Business” section of this Offering Circular, on July 12, 2017, the Company entered into the Licensing Agreement with TSG. TSG is an affiliate of the Company. Ross Sklar, the Chief Executive Officer and a Director of our Company, is the Chief Executive Officer, and 100% owner of TSG. Darin Brown, an Executive Vice President and a Director of our Company, is a Director of TSG. See “Business – Manufacturers and Suppliers – Licensing Agreement”. The Company earns all of its revenues from royalties on product sales pursuant to the terms of its Licensing Agreement with TSG. During the nine months ended September 30, 2021 and 2020, the Company recognized revenue of \$484,073 and \$1,120,072, respectively, pursuant to this Licensing Agreement. There was \$146,386 of accounts receivable from TSG as of September 30, 2021, which are payable to the Company pursuant to the Licensing Agreement.

During the year ended December 31, 2017, Sanford Lang, the Company’s former Chairman and CEO, advanced the Company \$289,821 to pay for general operating expenses. The advance required a monthly interest payment of \$2,545 and was due on demand. In June 2021, Mr. Lang and Mr. Goldrod executed an agreement with the Company whereby this advance and all other amounts owed to them were repaid and they resigned from the Board of Directors. Further, for a period of 36 months beginning in July 2021, the Company will repurchase an aggregate of \$10,950 of shares each month from Mr. Lang and Mr. Goldrod, with the share price for each purchase to be set according to the volume weighted average price of trades in the stock over the last 10 days of the month. In the three months ended September 30, 2021 the Company advanced \$32,850 to Mr. Lang and Mr. Goldrod per the aforementioned agreements and anticipates that the corresponding share transfers will be settled in the fourth quarter of 2021.

On February 26, 2018, the Board approved the issuance of 117,282,442 shares of Common Stock to its officers and directors for services rendered at a price per share of \$0.00027 for total non-cash expense of \$31,666.

As described in “The Company’s Business”, the Company is party to a Marketing Agreement dated April 1, 2018 pursuant to which the Company is the marketer of record for Winona Pure Inc.’s “Pure Popcorn Butter Oil” popcorn spray product, and is party to another Marketing Agreement dated April 1, 2018, pursuant to which the Company is the marketer of record for Sklar Holdings, Inc.’s “Betterbilt Chemicals Kleen-Out Sulfuric Acid Drain Opener” products. Ross Sklar, our Chief Executive Officer, is the owner of Winona Pure Inc., and Sklar Holdings, Inc. dba The Starco Group. Copies of the Marketing Agreement between the Company and Winona Pure Inc. and Sklar Holdings, Inc. are filed as Exhibits 6.8 and 6.9, respectively, to the offering statement of which this Offering Circular forms a part.

As of September 30, 2021, the Company owed The Starco Group \$72,843 for expenses incurred on behalf of the Company by TSG in connection with the Licensing Agreement. Once royalties payable to the Company under the Licensing Agreement exceed \$250,000 in the aggregate, and the Company has an adequate cash reserve, TSG may deduct the incurred expenses from the subsequent royalty payments until TSG is paid in full. In addition, the Company owes TSG and its subsidiaries an additional \$217,297 for expenses paid on behalf of the Company or funds advanced to the Company to pay for other operating expenses of the Company, which is also still outstanding as of the date of this Offering Circular.

On June 4, 2020, the Company’s Board approved a Memorandum of Understanding (the “MOU”) by and between the Company, Alim Enterprises and The Starco Group in connection with the development and licensing of the *Breathe* Hand Sanitizer Spray. For a description of the terms of the MOU, please see the sections of this Offering Circular entitled “The Company’s Business – Principal Products and Services” and “The Company’s Business – Intellectual Property.” Alim Enterprises is a company owned by Ross Sklar. At the time the MOU was entered into, Alim Enterprises was the owner of a patent pending for the technology that is utilized in the *Breathe* Hand Sanitizer Spray product. Pursuant to the MOU, Alim Enterprises, LLC stated that it was “willing” to transfer the patent to Starco Brands, but did not specify the timing of such a transfer. On February 8, 2021, Alim Enterprises, LLC assigned the patent application to the Company. A filing was made by Alim Enterprises with the USPTO to record the assignment of the patent application to the Company on February 8, 2021 and such assignment of the patent application was recorded by the USPTO on the same date. The assignment was made pursuant to the MOU, and neither Alim Enterprises nor the Company entered into any subsequent agreement relating to the assignment of this patent application to the Company.

On January 24, 2020, the Company executed a promissory note for \$100,000 with Ross Sklar, our CEO. The note bears interest at 4% per annum, compounded monthly (which increases to 10% in the event of a default), is unsecured and matures two years from the original date of issuance. On June 28, 2021, the Company issued an additional promissory note to Ross Sklar in the principal amount of \$100,000 with the same terms, with a maturity date of June 28, 2023. On September 17, 2021, the Company issued an additional promissory note in the principal amount of \$500,000 to Ross Sklar with the same terms as the January 24, 2020 note with a maturity date of September 17, 2023. As of September 30, 2021, there was a total of \$1,635 of accrued interest due on these notes. A copy of each of these notes is included as exhibit 6.3, exhibit 6.12 and exhibit 6.13, respectively, to the offering statement of which this Offering Circular forms a part. Each of these notes is still outstanding as of the date of this Offering Circular.

43

The Company is currently receiving marketing services from The Woo, a Los Angeles-based full-service ad agency. David Dryer, the EVP of Marketing of our Company, is a Managing Director at The Woo. During the year ended December 31, 2020, the Company incurred \$200,000 of marketing expense for services provided by The Woo. During the nine months ended September 30, 2021, the Company incurred \$261,440 of marketing expense from The Woo. There is no formal agreement between the Company and The Woo for the services being provided to the Company by The Woo.

44

SECURITIES BEING OFFERED

General

The Company and the selling shareholders are offering shares of its Common Stock, par value \$0.001 (the “Common Stock”) in this Offering. The Company is qualifying up to 56,818,181 shares of Common Stock in this Offering (based on the assumed offering price per share set forth on the cover page of this Offering Circular).

The authorized capital stock of the Company consists of Common Stock, par value \$0.001 per share, and preferred stock, par value \$0.001 per share (the “Preferred Stock”). The total number of authorized shares of Common Stock of Starco Brands is 300,000,000 and the total number of authorized shares of Preferred Stock is 40,000,000.

As of September 30, 2021 there were 159,140,665 shares of the Company’s Common Stock outstanding and 189 shareholders of record.

Our Common Stock is listed to trade on the OTC Markets Group OTCQB tier under the symbol “STCB.” Any over-the-counter market quotations reflect inter-dealer prices, without retail mark-up, mark-downs or commissions, and may not necessarily represent actual transactions. Under Regulation A, shares of Common Stock that we sell to non-affiliates of the Company in this offering are freely tradeable and not restricted. Any securities purchased in this offering by affiliates of the Company are considered control securities.

Our shares are subject to Section 15(g) and Rule 15g-9 of the Exchange Act, commonly referred to as the “penny stock” rule. The rule defines penny stock to be any equity security that has a market price less than \$5.00 per share, subject to certain exceptions. These rules may restrict the ability of broker-dealers to trade or maintain a market in our Common Stock and may affect the ability of shareholders to sell their shares. Broker-dealers who sell penny stocks to persons other than established customers and accredited investors must make a special suitability determination for the purchase of the security. Accredited investors, in general, include individuals with assets in excess of \$1,000,000 (not including their personal residence) or annual income exceeding \$200,000 or \$300,000 together with their spouse, and certain institutional investors. The rules require the broker-dealer to receive the purchaser’s written consent to the transaction prior to the purchase and require the broker-dealer to deliver a risk disclosure document relating to the penny stock prior to the first transaction. A broker-dealer also must disclose the commissions payable to both the broker-dealer and the registered representative, and current quotations for the security. Finally, monthly statements must be sent to customers disclosing recent price information for the penny stocks.

The following description summarizes the most important terms of the Company’s capital stock. This summary does not purport to be complete and is qualified in its entirety by the provisions of the Company’s Articles of Incorporation, as amended, and bylaws, copies of which have been filed as exhibits to the Offering Statement of which this Offering Circular is a part. For a complete description of Starco Brands’ capital stock, you should refer to the Articles of Incorporation, as amended, and bylaws of the Company and to the applicable provisions of Nevada law.

Common Stock

Each holder of our Common Stock is entitled to one vote for each share owned of record on all matters voted upon by shareholders, and a majority vote is required for all actions to be taken by shareholders. In the event of a liquidation, dissolution or winding-up of the Company, the holders of Common Stock are entitled to share equally and ratably in the assets of the Company, if any, remaining after the payment of all debts and liabilities of the Company. The Common Stock has no preemptive rights, no cumulative voting rights and no redemption, sinking fund or conversion provisions.

On December 14, 2017, the Board approved a 1-for-30 reverse stock split of the Company’s outstanding Common Stock (the “2017 Reverse Split”). The 2017 Reverse Split was approved by FINRA and became effective on February 20, 2018. As a result of the 2017 Reverse Split, 72,527,068 outstanding shares of common stock were reversed to 2,417,569 shares on that date.

45

Preferred Stock

The rights of the shares of the Preferred Stock are identical to the rights of the Common Stock.

Warrants

On April 3, 2018, the Board approved warrants, previously issued in 2017, to purchase 2,000,000 shares of Common Stock pursuant to the terms of the settlement and general release agreement with Carwash, LLC.

On December 14, 2017, the Company approved a 1-for-30 reverse stock split of the Company’s outstanding Common Stock pursuant to the 2017 Reverse Split. The 2017 Reverse Split was approved by FINRA and became effective on February 20, 2018. As a result, the number of shares of Common Stock issuable upon exercise of these warrants is 2,000,000 shares at an exercise price of \$1.05 per share. These warrants are still outstanding as of the date of this Offering Circular.

46

FINANCIAL STATEMENTS

STARCO BRANDS, INC. INDEX TO FINANCIAL STATEMENTS

Condensed Consolidated Balance Sheets as of September 30, 2021 and December 31, 2020 (unaudited)	F-2
Condensed Consolidated Statements of Operations for the Three and Nine Months ended September 30, 2021 and 2020 (unaudited)	F-3
Condensed Consolidated Statements of Stockholders’ Deficit for the Nine Months ended September 30, 2021 and 2020 (unaudited)	F-4
Condensed Consolidated Statements of Cash Flows for the Nine Months ended September 30, 2021 and 2020 (unaudited)	F-5
Notes to the Condensed Consolidated Financial Statements (unaudited)	F-6
Balance Sheets as of December 31, 2020 and 2019	F-12
Statements of Operations for the years ended December 31, 2020 and 2019	F-13
Statements of Stockholders’ Deficit for the years ended December 31, 2020 and 2019	F-14
Statements of Cash Flows for the years ended December 31, 2020 and 2019	F-15
Notes to the Financial Statements	F-16

STARCO BRANDS, INC.
and **SUBSIDIARIES**

CONDENSED CONSOLIDATED BALANCE SHEETS
(Unaudited)

	September 30, 2021	December 31, 2020
ASSETS		
Current Assets:		
Cash	\$ 558,921	\$ 773,322
Accounts receivable, related party	146,386	45,517
Prepaid and other assets	176,452	19,917
Total Current Assets	881,759	838,756
Intangibles, net	20,000	-
Deposit	95,640	3,500
Total Assets	\$ 997,399	\$ 842,256
LIABILITIES AND STOCKHOLDERS' DEFICIT		
Current Liabilities:		
Accounts payable	\$ 163,515	\$ 207,665
Other payable and accruals	563,230	263,230
Accrued interest, related party	1,635	6,346
Accrued compensation	-	72,200
Loans and advances payable, related party	390,140	546,989
Notes payable	80,291	-
Total Current Liabilities	1,198,811	1,096,430
Long term loans payable, related party	600,000	-
Total Liabilities	1,798,811	1,096,430
Stockholders' Deficit:		
Preferred Stock, par value \$0.001 40,000,000 shares authorized, no shares issued and outstanding	-	-
Common Stock, par value \$0.001 300,000,000 shares authorized, 159,140,665 and 159,090,914 shares issued and outstanding, respectively	159,141	159,141
Stock Receivable	(32,850)	-
Additional paid in capital	15,758,805	15,723,705
Accumulated deficit	(16,686,508)	(16,137,020)
Total Stockholders' Deficit	(801,412)	(254,174)
Total Liabilities and Stockholders' Deficit	\$ 997,399	\$ 842,256

The accompanying notes are an integral part of these unaudited condensed consolidated financial statements

F-1

STARCO BRANDS, INC.
and **SUBSIDIARIES**

CONDENSED CONSOLIDATED STATEMENTS OF OPERATIONS
(Unaudited)

	For the 3 Months Ended September 30,		For the 9 Months Ended September 30,	
	2021	2020	2021	2020
Income Statement				
Revenues, net, related party	\$ 109,503	\$ 767,808	\$ 484,073	\$ 1,120,072
Operating Expenses:				
Compensation expense	11,673	47,113	89,466	138,836
Professional fees	57,480	34,677	167,882	63,956
Marketing, General and administrative	430,176	222,334	750,540	328,833
Total operating expenses	499,329	304,124	1,007,888	531,625
Income (loss) from operations	(389,826)	463,684	(523,815)	588,447
Other Income (Expense):				
Interest expense	(2,987)	(8,768)	(22,173)	(24,077)
Gain on forgiveness of debt	-	-	-	3,300
Other income (expense)	-	7,000	(3,500)	15,750
Total other (expense)	(2,987)	(1,768)	(25,673)	(5,027)
Income (loss) before provision for income taxes	(392,813)	461,916	(549,488)	583,420
Provision for income taxes	-	-	-	-
Net Income (Loss)	\$ (392,813)	\$ 461,916	\$ (549,488)	\$ 583,420
Income (Loss) per share, basic & diluted	\$ -	\$ -	\$ -	\$ -
Weighted Average Shares Outstanding, basic and diluted	159,140,665	159,128,227	159,140,665	159,103,442

STARCO BRANDS, INC.
and SUBSIDIARIES

CONDENSED CONSOLIDATED STATEMENTS OF STOCKHOLDERS' DEFICIT
FOR THE NINE MONTHS ENDED SEPTEMBER 30, 2021 AND 2020
(Unaudited)

	Common Stock		Additional Paid-In Capital	Accumulated Deficit	Total
	Shares	Amount			
Balance at December 31, 2020	159,140,665	\$ 159,141	\$ 15,723,705	\$ (16,137,020)	\$ (254,174)
Contributed services			11,700		11,700
Net Loss				(115,909.49)	(115,909)
Balance at March 31, 2021	159,140,665	\$ 159,141	\$ 15,735,405	\$ (16,252,930)	\$ (358,384)
Contributed services			11,700		11,700
Net Loss				(40,766)	(40,766)
Balance at June 30, 2021	159,140,665	\$ 159,141	\$ 15,747,105	\$ (16,293,696)	\$ (387,450)
Common stock repurchased			(32,850)		(32,850)
Contributed services			11,700		11,700
Net Loss				(392,813)	(392,813)
Balance at September 30, 2021	159,140,665	\$ 159,141	\$ 15,725,955	\$ (16,686,508)	\$ (801,412)

	Common Stock		Additional Paid-In Capital	Accumulated Deficit	Total
	Shares	Amount			
Balance at December 31, 2019	159,090,914	\$ 159,091	\$ 15,576,955	\$ (16,680,306)	\$ (944,260)
Contributed services			11,700		11,700
Net Loss				(34,105)	(34,105)
Balance at March 31, 2020	159,090,914	\$ 159,091	\$ 15,588,655	\$ (16,714,411)	\$ (966,665)
Contributed services			11,700		11,700
Net Income				155,609	155,609
Balance at June 30, 2020	159,090,914	\$ 159,091	\$ 15,600,355	\$ (16,558,802)	\$ (799,356)
Common stock issued for services	49,751	50	99,950		100,000
Contributed services			11,700		11,700
Net Income				461,916	461,916
Balance at September 30, 2020	159,090,914	\$ 159,091	\$ 15,612,055	\$ (16,096,886)	\$ (225,740)

The accompanying notes are an integral part of these unaudited condensed consolidated financial statements

STARCO BRANDS, INC.
and SUBSIDIARIES

CONDENSED CONSOLIDATED STATEMENTS OF CASH FLOWS
(Unaudited)

	For the 9 Months Ended	
	September 30, 2021	September 30, 2020
CASH FLOW FROM OPERATING ACTIVITIES:		
Net Income (loss)	\$ (549,488)	\$ 583,420
Adjustments to reconcile net income (loss) to net cash provided by (used in) operating activities:		
Non-cash asset writeoff	3,500	-
Gain on forgiveness of debt	-	(3,300)
Contributed services	35,100	35,100
Common stock for services	-	33,333
Non-cash lease expense	-	30,297
Changes in Operating Assets and Liabilities:		
Accounts receivable, related party	(100,869)	(259,071)
Prepays & other assets	(252,175)	32,161
Accounts payable	(44,150)	(22,485)
Lease liability	-	(30,297)
Accrued expenses, related party	(77,817)	28,332
Accrued liabilities	300,000	-
Net Cash Provided by (Used in) Operating Activities	(685,899)	427,490

CASH FLOWS FROM INVESTING ACTIVITIES:		
Purchases of intangibles	(20,000)	-
Net Cash Provided by (Used in) Investing Activities	(20,000)	-
CASH FLOWS FROM FINANCING ACTIVITIES:		
Advances / loans from related parties	936,888	263,730
Repayment of advances from related parties	(492,831)	(102,893)
Borrowings on notes payable	80,291	-
Payments on notes payable	-	(32,329)
Issuance of shares	-	-
Repurchases of shares	(32,850)	-
Net Cash Provided by Financing Activities	491,498	128,508
Net Increase (decrease) in Cash	(214,401)	555,998
Cash at Beginning of Period	773,322	4,754
Cash at End of Period	\$ 558,921	\$ 560,752
Cash paid during the year for:		
Interest	\$ 22,261	\$ 22,475
Income taxes	-	-
Supplemental non-cash disclosure:		
Stock issued for prepaid services	-	\$ 66,667

The accompanying notes are an integral part of these unaudited condensed consolidated financial statements.

F-4

**STARCO BRANDS, INC.
and SUBSIDIARIES**

**NOTES TO UNAUDITED CONDENSED CONSOLIDATED FINANCIAL STATEMENTS
FOR THE NINE MONTHS ENDED SEPTEMBER 30, 2021 AND 2020**

NOTE 1 – ORGANIZATION AND DESCRIPTION OF BUSINESS

Starco Brands, Inc. (formerly Insynergy Products, Inc.) ("STCB") was incorporated in the State of Nevada on January 26, 2010. On September 7, 2017, STBC filed an Amendment to the Articles of Incorporation to change the corporate name to Starco Brands, Inc. The Board determined the change of STBC's name was in the best interests of STBC due to changes in its current and anticipated business operations. In July 2017, STCB entered into a licensing agreement with The Starco Group ("TSG"), located in Los Angeles, California. The companies pivoted to commercializing novel consumer products manufactured by TSG. TSG is a private label and branded aerosol and liquid fill manufacturer with manufacturing assets in the following verticals: DIY/Hardware, paints, coatings and adhesives, household, hair care, disinfectants, automotive, motorcycle, arts & crafts, personal care cosmetics, personal care FDA, sun care, food, cooking oils, beverages, and spirits and wine.

During the third quarter of 2021, STCB formed two subsidiaries, Whipshots, LLC, a Wyoming limited liability company ("Whipshots-WY") and Whipshots, LLC, a Delaware limited liability company ("Whipshots-DE"). Whipshots-WY is a wholly-owned subsidiary of STCB and Whipshots-DE is a majority owned subsidiary of the STCB in which STCB owns 96% of the voting interests. Of the of the equity not owned by STCB, 3% has been issued subject to vesting requirements. The accompanying condensed consolidated financial statements are of STCB and its subsidiaries Whipshots-WY and Whipshots-DE (collectively, the "Company").

In our opinion, all adjustments, consisting of normal recurring adjustments, necessary for a fair presentation of unaudited consolidated financial position and the unaudited consolidated results of operations for interim periods presented have been reflected herein. The results of operations for the interim periods are not necessarily indicative of the results to be expected for the full year.

NOTE 2 - SUMMARY OF SIGNIFICANT ACCOUNTING POLICIES

Basis of Consolidation

The financial statements of Starco Brands, Inc. include the accounts of the STCB and our wholly owned and 96% voting owned subsidiaries, which are comprised of voting interest entities in which we have a controlling financial interest in accordance with ASC 810, *Consolidation*. All significant intercompany profits, losses, transactions and balances have been eliminated in consolidation in the condensed consolidated financial statements.

Our consolidated subsidiaries at September 30, 2021 include:

Whipshots-WY
Whipshots-DE

Basis of presentation

The Company's unaudited condensed consolidated financial statements have been prepared in accordance with accounting principles generally accepted in the United States of America ("U.S. GAAP"). The accompanying unaudited condensed consolidated financial statements reflect all adjustments, consisting of only normal recurring items, which, in the opinion of management, are necessary for a fair statement of the results of operations for the periods shown and are not necessarily indicative of the results to be expected for the full year ending December 31, 2021. These unaudited condensed consolidated financial statements should be read in conjunction with the financial statements and related notes included in STCB's Annual Report on Form 10-K for the year ended December 31, 2020.

Use of estimates

The preparation of financial statements in conformity with generally accepted accounting principles requires management to make estimates and assumptions that affect the reported amounts of assets and liabilities and disclosure of contingent assets and liabilities at the date of the financial statements and the reported amounts of revenues and expenses during the reporting period. Actual results could differ from those estimates.

Cash equivalents

The Company considers all highly liquid investments with a maturity of three months or less when purchased to be cash equivalents. There were no cash equivalents for the periods ended September 30, 2021 or December 31, 2020.

Accounts Receivable

Revenues that have been recognized but not yet received are recorded as accounts receivable. Losses on receivables will be recognized when it is more likely than not that a receivable will not be collected. An allowance for estimated uncollectible amounts will be recognized to reduce the amount of receivables to its net realizable value. The allowance for uncollectible amounts is evaluated quarterly and was zero as of September 30, 2021 and December 31, 2020. As of September 30, 2021 and December 31, 2020,

Revenue recognition

STCB and its subsidiaries earn their revenue as royalties from the licensing agreements it has with TSG, a related entity, and other related parties. STCB licenses the right for TSG to manufacture and sell certain Starco Brands products. The amount of the licensing revenue received varies depending upon the product and the royalty percentage is determined beforehand in each agreement. The Company recognizes its revenue only when sales are made by TSG or other related parties to a third party.

The Company applies the following five-step model in order to determine this amount: (i) identification of the promised goods in the contract; (ii) determination of whether the promised goods are performance obligations, including whether they are distinct in the context of the contract; (iii) measurement of the transaction price, including the constraint on variable consideration; (iv) allocation of the transaction price to the performance obligations; and (v) recognition of revenue when (or as) the Company satisfies each performance obligation.

Net income (loss) per common share

Net income (loss) per common share is computed pursuant to section 260-10-45 of the FASB Accounting Standards Codification. Basic net income (loss) per common share is computed by dividing net income (loss) by the weighted average number of shares of common stock outstanding during the period. Diluted net income (loss) per common share is computed by dividing net income (loss) by the weighted average number of shares of common stock and potentially outstanding shares of common stock during the period. The weighted average number of common shares outstanding and potentially outstanding common shares assumes that the Company incorporated as of the beginning of the first period presented. As of September 30, 2021, the Company had 2,000,000 potentially dilutive shares from outstanding warrants which are excluded from the dilution calculation as their effect would be anti-dilutive.

Recently issued accounting pronouncements

The Company has implemented all new accounting pronouncements that are in effect. These pronouncements did not have any material impact on the financial statements unless otherwise disclosed, and the Company does not believe that there are any other new accounting pronouncements that have been issued that might have a material impact on its financial position or results of operations.

NOTE 3 – GOING CONCERN

The accompanying unaudited condensed consolidated financial statements have been prepared on a going concern basis, which contemplates the realization of assets and the satisfaction of liabilities in the normal course of business. The Company has an accumulated deficit of \$16,686,508 at September 30, 2021, predominantly from the Company granting stock for services during its reorganization in 2017 and 2018. For the nine months ended September 30, 2021, the Company had a net loss of \$549,488, and net cash used in operating activities of \$685,899. The Company's ability to raise additional capital through the future issuances of common stock and/or debt financing is unknown although the Company is planning a capital raise via a Regulation A offering in fourth quarter of 2021. The obtainment of additional financing and the successful development of the Company's contemplated plan of operations, to the attainment of profitable operations are necessary for the Company to continue operations. These conditions and the ability to successfully resolve these factors raise substantial doubt about the Company's ability to continue as a going concern. The financial statements of the Company do not include any adjustments that may result from the outcome of these aforementioned uncertainties.

NOTE 4 – NOTES PAYABLE

The Company incurred a financing loan for the Director and Officer Insurance ("D&O") policy that it purchased in September 2021. The loan bears interest at 4.4%, and requires monthly payments through May 2021. As of September 30, 2021, and December 31, 2020, the loan had a balance of \$80,291 and \$0, respectively.

NOTE 5 – OPERATING LEASE

The Company previously occupied office space in Burbank, California. The Company signed a three-year lease starting January 1, 2016. The lease was then extended for an additional three-year term. The lease required a deposit of \$3,500 which was paid on December 10, 2015. The lease was being accounted for under ASU 2016-02 Leases (Topic 842). The Company recorded an initial Right of Use of Asset and Lease Obligation of \$122,825.

On November 1, 2020, the lease was amended to reduce the monthly lease payment to \$1,750. In addition, the lessor agreed to forgive all past due accrued rent. As a result, the Company recognized a gain on the forgiveness of debt of \$34,280.

On November 13, 2020, the Company and lessor assigned the lease for the office space in Burbank to Sanford Lang and Martin Goldrod, relieving the Company of any further obligation under the lease.

During the nine months ended September 30, 2021, the Company determined that it was unlikely to collect the lease deposit and recognized an asset writeoff expense of \$3,500. There were no other lease expenses or payments in 2021. The lease expense for the three months ended September 30, 2020 was \$11,564, which consisted of amortization expense of \$10,301 and interest expense of \$1,263. The lease expense for the nine months ended September 30, 2020 was \$34,691, which consisted of amortization expense of \$30,297 and interest expense of \$4,394. The cash paid under this operating lease during the nine months ended September 30, 2020 was \$25,918.

NOTE 6 – COMMITMENTS & CONTINGENCIES

On February 18, 2020, STCB received a demand letter from a law firm representing certain individuals who purchased the Breathe brand home cleaning products. The demand letter alleged that STCB had unlawfully, falsely and misleadingly labeled and marketed the Breathe brand of products to consumers in violation of the Consumer Products Safety Act, the Federal Hazardous Substance Act and the FTC Act as well as various California and New York laws. While STCB denied any wrongdoing, a settlement was reached and paid in full, with no further obligation required by STCB.

Accrued Liability

On July 9, 2014, the Board of Directors approved an investment arrangement with an individual. Per the terms of the agreement, the investor transferred \$150,000 to STCB to

be used for the development of a specific product. The product for which the investment was intended was never produced and this agreement is being renegotiated. The investment remains with the Company and is disclosed as an accrued liability on the balance sheet.

On September 8, 2021, the Company (via its wholly-owned subsidiary, Whipshots-WY) entered into an Intellectual Property Purchase Agreement effective August 24, 2021, with Penguins Fly, LLC, pursuant to which the Company purchased the trademarks “Whipshotz” and “Whipshots”. The purchase price for these trademarks is payable to Penguins Fly, LLC over the course of seven years, based on a sliding scale percentage between 2% and 5% of gross revenues actually received by the Company solely from the Company’s sale of Whipshots/Whipshotz products.

On September 14, 2021, the Company (via newly formed subsidiary Whipshots-DE), entered into a License Agreement with Washpoppin Inc., a New York corporation (“Washpoppin”) pursuant to which Washpoppin licensed certain intellectual property of the recording artist professionally known as “Cardi B” to the Company for use associated with the Company’s new product line consisting of alcohol-infused, whipped-cream aerosols, under the brand name “Whipshots.” The Company intends to launch these products under the Whipshots™ brand in the fourth quarter of 2021.

NOTE 7 – RELATED PARTY TRANSACTIONS

During the year ended December 31, 2017, Sanford Lang, STCB’s former Chairman and CEO, advanced STCB \$289,821 to pay for general operating expenses. The advance required a monthly interest payment of \$2,545 and was due on demand. In June 2021, Mr. Lang and Mr. Goldrod executed agreements with STCB whereby the advance from Mr. Lang and all other amounts owed to each were repaid and both Mr. Lang and Mr. Goldrod resigned from the Board of Directors. Further, for a period of 36 months beginning in July 2021, STCB will repurchase an aggregate of \$10,950 of shares each month from Mr. Lang and Mr. Goldrod, with the share price for each purchase to be set according to the volume weighted average price of trades in the stock over the last 10 days of the month. In the three months ended September 30, 2021 STCB advanced \$32,850 to Mr. Lang and Mr. Goldrod per the agreements and anticipates that the corresponding share transfers will be settled in the fourth quarter.

As of September 30, 2021, STCB owed TSG \$72,843 for expenses paid by TSG on behalf of STCB for expenses to launch licensed brands. Once royalties exceed \$250,000 in the aggregate, and the Company has an adequate cash reserve, TSG may deduct the incurred expenses from the subsequent royalty payments until TSG is paid in full. In addition, STCB owes TSG and its subsidiaries an additional \$217,297 for expenses paid on behalf of STCB or funds advanced to the Company to pay for other operating expenses. TSG is owned by Ross Sklar, CEO.

On January 24, 2020, STCB executed a promissory note for \$100,000 with Ross Sklar, CEO. The note bears interest at 4% per annum, compounds monthly, is unsecured, and matures two years from the original date of issuance. On June 28, 2021, STCB executed an additional promissory note with Ross Sklar in the principal amount of \$100,000 with the same terms as the January 24, 2020 note and a maturity date of June 28, 2023. On September 17, 2021, STCB executed a third promissory note with Ross Sklar in the principal amount of \$500,000 with the same terms as the prior notes and a maturity date of September 17, 2023. As of September 30, 2021, there was \$1,635 of accrued interest due on these notes.

During the nine months ended September 30, 2021, the Company incurred \$261,440 of marketing expense from The Woo. David Dryer, the EVP of Marketing is a Managing Director at The Woo.

During the nine months ended September 30, 2021 and 2020, the Company recognized revenue of \$484,073 and \$1,120,072, respectively. There was \$146,386 of accounts receivable from related companies as of September 30, 2021. All revenue received is from related parties.

F-8

NOTE 8 – STOCK WARRANTS

A summary of the status of the Company’s outstanding stock warrants and changes during the periods is presented below:

	Shares available to purchase with warrants	Weighted Average Price	Weighted Average Fair Value
Outstanding, December 31, 2019	2,000,000	\$ 1.05	\$ 0.003
Issued	-	\$ -	\$ -
Exercised	-	\$ -	\$ -
Cancelled	-	\$ -	\$ -
Expired	-	\$ -	\$ -
Outstanding, December 31, 2020	2,000,000	\$ 1.05	\$ 0.003
Issued	-	\$ -	\$ -
Exercised	-	\$ -	\$ -
Cancelled	-	\$ -	\$ -
Expired	-	\$ -	\$ -
Outstanding, September 30, 2021	2,000,000	\$ 1.05	\$ 0.003
Exercisable, September 30, 2021	2,000,000	\$ 1.05	\$ 0.003

NOTE 9 – SUBSEQUENT EVENTS

Effective October 22, 2021, the Company entered into Board Advisor Agreements (each an “Agreement” and, collectively, the “Agreements”) with individuals to serve as “Advisors” to the Company. As consideration for the services to be rendered under the applicable Agreement, each Advisor was granted restricted common stock of the Company (the “Restricted Stock”) which will vest over 24 months. Additionally, each Advisor separately elected to purchase additional shares of Restricted Stock from the Company in a private placement.

Effective October 20, 2021 and October 21, 2021, the Company issued warrants (“Warrants”) to purchase common stock of the Company in the aggregate of 550,000 Warrants. The Warrants will vest over time in conjunction with the holders thereof providing services to the Company.

Management has evaluated subsequent events pursuant to the requirements of ASC Topic 855, from the balance sheet date through the date the financial statements were issued and has determined that no additional material subsequent events exist.

F-9

REPORT OF INDEPENDENT REGISTERED PUBLIC ACCOUNTING FIRM

To the Board of Directors and Stockholders of Starco Brands, Inc.

Opinion on the Financial Statements

We have audited the accompanying balance sheets of Starco Brands, Inc. (the Company) as of December 31, 2020 and 2019, and the related statements of operations, stockholders' deficit, and cash flows for each of the years in the two-year period ended December 31, 2020, and the related notes (collectively referred to as the financial statements). In our opinion, the financial statements present fairly, in all material respects, the financial position of the Company as of December 31, 2020 and 2019, and the results of its operations and its cash flows for each of the years in the two-year period ended December 31, 2020, in conformity with accounting principles generally accepted in the United States of America.

Consideration of the Company's Ability to Continue as Going Concern

The accompanying financial statements have been prepared assuming that the Company will continue as a going concern. As more fully described in Note 3 to the financial statements, the Company has recurring losses, negative working capital and negative cash flows from operations. These factors raise substantial doubt about the Company's ability to continue as a going concern. Management's plans in regard to these matters are also described in Note 3 to the financial statements. The financial statements do not include any adjustments that might result from the outcome of this uncertainty. If the Company is unable to obtain financing, there could be a material adverse effect on the Company.

Basis for Opinion

These financial statements are the responsibility of the Company's management. Our responsibility is to express an opinion on the Company's financial statements based on our audits. We are a public accounting firm registered with the Public Company Accounting Oversight Board (United States) (PCAOB) and are required to be independent with respect to the Company in accordance with the U.S. federal securities laws and the applicable rules and regulations of the Securities and Exchange Commission and the PCAOB.

We conducted our audits in accordance with the standards of the PCAOB. Those standards require that we plan and perform the audit to obtain reasonable assurance about whether the financial statements are free of material misstatement, whether due to error or fraud. The Company is not required to have, nor were we engaged to perform, an audit of its internal control over financial reporting. As part of our audits, we are required to obtain an understanding of internal control over financial reporting, but not for the purpose of expressing an opinion on the effectiveness of the Company's internal control over financial reporting. Accordingly, we express no such opinion.

Our audits included performing procedures to assess the risks of material misstatement of the financial statements, whether due to error or fraud, and performing procedures that respond to those risks. Such procedures included examining, on a test basis, evidence regarding the amounts and disclosures in the financial statements. Our audits also included evaluating the accounting principles used and significant estimates made by management, as well as evaluating the overall presentation of the financial statements. We believe that our audits provide a reasonable basis for our opinion.

Critical Audit Matters

The critical audit matter communicated below is a matter arising from the current period audit of the financial statements that was communicated or required to be communicated to the audit committee and that: (1) relates to accounts or disclosures that are material to the financial statements and (2) involved our especially challenging, subjective, or complex judgments. The communication of the critical audit matter does not alter in any way our opinion on the financial statements, taken as a whole, and we are not, by communicating the critical audit matter below, providing separate opinions on the critical audit matter or on the accounts or disclosures to which it relates.

Related Party Transactions including Revenue Recognition

Description of the Matter:

As discussed in Note 7 to the financial statements, Starco Brands has significant related party transactions involving revenue, loans payable, cash advances, and expenses paid by multiple related parties. Starco Brand's revenue is based upon royalty agreements with related parties that can be complex and vary based on the product, as discussed in *Revenue Recognition*, Note 2, to the financial statements. Auditing management's identification of related parties and the related transactions including recognition of revenue can be complex and is based on a thorough understanding of the Company's related party relationships, contracts, and business activities.

How We Addressed the Matter in our Audit:

We evaluated the design and implementation of certain controls over the Company's identification of, and recording of related party transactions, and of the revenue recognition process, including walkthroughs. We confirmed certain balances and transactions with related parties. To evaluate Starco Brand's satisfaction of performance obligations, our audit procedures included, among others, reviewing contracts and evaluating management's assumptions used to determine the distinct performance obligations, and reviewing the branding work performed by the Company for various products. We also obtained support from third-party retailers supporting the transactions at the related parties, for which the royalty revenue is based on.

/s/ Haynie & Company

Haynie & Company
Salt Lake City, Utah
April 15, 2021

We have served as the Company's auditor since 2016.

	December 31, 2020	December 31, 2019
ASSETS		
Current Assets:		
Cash	\$ 773,322	\$ 4,754
Accounts receivable, related party	45,517	14,496
Prepaid and other assets	19,917	38,661
Total Current Assets	<u>838,756</u>	<u>57,911</u>
Right of use lease asset, operating, net	-	85,077
Deposit	3,500	3,500
Total Assets	<u>\$ 842,256</u>	<u>\$ 146,488</u>
LIABILITIES AND STOCKHOLDERS' DEFICIT		
Current Liabilities:		
Accounts payable	\$ 207,665	\$ 188,036
Other payables and accruals	263,230	284,883
Accrued interest – related party	6,346	-
Accrued compensation	72,200	83,900
Lease obligation	-	40,806
Loans payable – related party	546,989	411,862
Notes payable	-	35,629
Total Current Liabilities	<u>1,096,430</u>	<u>1,045,116</u>
Lease obligation – noncurrent portion	-	45,632
Total Liabilities	<u>1,096,430</u>	<u>1,090,748</u>
Stockholders' Deficit:		
Preferred Stock, par value \$0.001 40,000,000 shares authorized, no shares issued and outstanding	-	-
Common Stock, par value \$0.001 300,000,000 shares authorized, 159,140,665 and 159,090,914 shares issued and outstanding, respectively	159,141	159,091
Additional paid in capital	15,723,705	15,576,955
Accumulated deficit	(16,137,020)	(16,680,306)
Total Stockholders' Deficit	<u>(254,174)</u>	<u>(944,260)</u>
Total Liabilities and Stockholders' Deficit	<u>\$ 842,256</u>	<u>\$ 146,488</u>

The accompanying notes are an integral part of these financial statements.

F-12

**STARCO BRANDS, INC.
STATEMENTS OF OPERATIONS**

	For the Years Ended December 31,	
	2020	2019
Revenues, net, related party	\$ 1,365,360	\$ 240,287
Operating Expenses:		
Compensation expense	185,537	183,325
Professional fees	145,416	45,375
General and administrative	507,278	159,365
Total operating expenses	<u>838,231</u>	<u>388,065</u>
Gain (loss) from operations	<u>527,129</u>	<u>(147,778)</u>
Other Income (Expense):		
Interest expense	(37,173)	(32,620)
Other income	15,750	21,000
Gain on extinguishment of debt	37,580	19,434
Total other income	<u>16,157</u>	<u>7,814</u>
Net Income (Loss)	<u>\$ 543,286</u>	<u>\$ (139,964)</u>
Income (Loss) per Share, Basic & Diluted	<u>\$ 0.00</u>	<u>\$ (0.00)</u>
Weighted Average Shares Outstanding, Basic & Diluted	<u>159,112,859</u>	<u>159,090,914</u>

The accompanying notes are an integral part of these financial statements.

F-13

**STARCO BRANDS, INC.
STATEMENTS OF STOCKHOLDERS' EQUITY (DEFICIT)**

Common Stock		Additional Paid in Capital	Accumulated Deficit	Total
Shares	Amount			

Balance, December 31, 2018	159,090,914	\$ 159,091	\$ 15,530,155	\$ (16,540,342)	\$ (851,096)
Contributed services	-	-	46,800	-	46,800
Net Loss	-	-	-	(139,964)	(139,964)
Balance, December 31, 2019	159,090,914	159,091	15,576,955	(16,680,306)	(944,260)
Shares issued for services	49,751	50	99,950	-	100,000
Contributed services	-	-	46,800	-	46,800
Net Income	-	-	-	543,286	543,286
Balance, December 31, 2020	159,140,665	\$ 159,141	\$ 15,723,705	\$ (16,137,020)	\$ (254,174)

The accompanying notes are an integral part of these financial statements.

F-14

STARCO BRANDS, INC.
STATEMENTS OF CASH FLOWS

	For the Years Ended December 31,	
	2020	2019
Cash Flow Activity from Operating Activities:		
Net Income (Loss) for the Year	\$ 543,286	\$ (139,964)
Adjustments to reconcile net income (loss) to net cash used in operating activities:		
Stock based compensation	100,000	-
Contributed services	46,800	46,800
Change in lease liability operating lease	(1,361)	1,361
Gain on extinguishment of debt	(37,580)	(19,434)
Changes in Operating Assets and Liabilities:		
Accounts receivable – related party	(31,021)	3,008
Prepays & other assets	18,744	(12,688)
Accounts payable	19,629	34,154
Accrued expenses - related party	6,346	-
Accrued expenses	927	43,381
Net Cash Provided by (Used in) Operating Activities	665,770	(43,382)
Cash Flow Activity from Financing Activities:		
Advances from related parties	320,568	103,221
Repayment of advances from related parties	(185,441)	(64,705)
Proceeds from notes payable	-	55,000
Payments on notes payable	(32,329)	(46,101)
Net Cash Provided by Financing Activities	102,798	47,415
Net Increase in Cash	768,568	4,033
Cash at Beginning of Year	4,754	721
Cash at End of Year	\$ 773,322	\$ 4,754
Cash paid during the year for:		
Interest	\$ 33,027	\$ 30,541
Income taxes	\$ -	\$ -
Supplemental disclosure of non-cash activities:		
Operating lease right of use assets	\$ -	\$ 122,825
Operating lease liability	\$ -	\$ 122,825
Noncash investing & financing activities:		
Lease termination	\$ 54,777	\$ -

The accompanying notes are an integral part of these financial statements.

F-15

STARCO BRANDS, INC.
NOTES TO FINANCIAL STATEMENTS
DECEMBER 31, 2020

NOTE 1 – ORGANIZATION AND DESCRIPTION OF BUSINESS

Starco Brands, Inc. (the "Company") then operating under a different name, was incorporated in the State of Nevada on January 26, 2010, to engage in Direct Response marketing of consumer products with the goal of producing sales through television and/or retail. On September 7, 2017, the Company filed an Amendment to the Articles of Incorporation to change the corporate name to Starco Brands, Inc. The Board determined the change of the Company's name was in the best interests of the Company due to changes in our current and anticipated business operations. In July 2017, the Company entered into a licensing agreement with The Starco Group which is owned by the Company's largest shareholder and CEO, located in Los Angeles, California. The Companies pivoted to commercializing novel consumer products manufactured by The Starco Group. The Starco Group is a private label and branded aerosol and liquid fill manufacturer with manufacturing assets in the following verticals: DIY/Hardware, paints, coatings and adhesives, household, hair care, disinfectants, automotive, motorcycle, arts & crafts, personal care cosmetics, personal care, FDA, sun care, food, cooking oils, beverages, spirits and wine.

NOTE 2 - SUMMARY OF SIGNIFICANT ACCOUNTING POLICIES

Basis of presentation

The Company's financial statements have been prepared in accordance with accounting principles generally accepted in the United States of America ("U.S. GAAP").

Use of estimates

The preparation of financial statements in conformity with generally accepted accounting principles requires management to make estimates and assumptions that affect the reported amounts of assets and liabilities and disclosure of contingent assets and liabilities at the date of the financial statements and the reported amounts of revenues and expenses during the reporting period. Significant estimates include the estimated useful lives of property and equipment. Actual results could differ from those estimates.

Concentrations of Credit Risk

We maintain our cash in bank deposit accounts, the balances of which at times may exceed federally insured limits. We continually monitor our banking relationships and consequently have not experienced any losses in our accounts. We believe we are not exposed to any significant credit risk on cash.

Cash equivalents

The Company considers all highly liquid investments with a maturity of three months or less when purchased to be cash equivalents. There were no cash equivalents for the year ended December 31, 2020 or 2019.

Accounts Receivable

Revenues that have been recognized but not yet received are recorded as accounts receivable. Losses on receivables will be recognized when it is more likely than not that a receivable will not be collected. An allowance for estimated uncollectible amounts will be recognized to reduce the amount of receivables to its net realizable value. The allowance for uncollectible amounts is evaluated quarterly. As of December 31, 2020 and 2019, all of the Company's accounts receivable are due from related parties.

F-16

Fair value of financial instruments

The Company follows paragraph 825-10-50-10 of the FASB Accounting Standards Codification for disclosures about fair value of its financial instruments and paragraph 820-10-35-37 of the FASB Accounting Standards Codification ("Paragraph 820-10-35-37") to measure the fair value of its financial instruments. Paragraph 820-10-35-37 establishes a framework for measuring fair value in accounting principles generally accepted in the United States of America (U.S. GAAP), and expands disclosures about fair value measurements. To increase consistency and comparability in fair value measurements and related disclosures, Paragraph 820-10-35-37 establishes a fair value hierarchy which prioritizes the inputs to valuation techniques used to measure fair value into three (3) broad levels. The fair value hierarchy gives the highest priority to quoted prices (unadjusted) in active markets for identical assets or liabilities and the lowest priority to unobservable inputs. The three (3) levels of fair value hierarchy defined by Paragraph 820-10-35-37 are described below:

Level 1: Quoted market prices available in active markets for identical assets or liabilities as of the reporting date.

Level 2: Pricing inputs other than quoted prices in active markets included in Level 1, which are either directly or indirectly observable as of the reporting date.

Level 3: Pricing inputs that are generally unobservable inputs and not corroborated by market data.

The carrying amount of the Company's financial assets and liabilities, such as cash, prepaid expenses and accrued expenses approximate their fair value because of the short maturity of those instruments. The Company's notes payable approximates the fair value of such instruments based upon management's best estimate of interest rates that would be available to the Company for similar financial arrangements at December 31, 2020.

Property and equipment

Property and equipment are carried at the lower of cost or net realizable value. All property and equipment with a cost of \$2,000 or greater are capitalized. Major betterments that extend the useful lives of assets are also capitalized. Normal maintenance and repairs are charged to expense as incurred. When assets are sold or otherwise disposed of, the cost and accumulated depreciation are removed from the accounts and any resulting gain or loss is recognized in operations.

Depreciation is computed using the straight-line method over the estimated useful lives of three years.

Revenue recognition

The Company earns its revenue as royalties from the licensing agreements it has with The Starco Group, ("TSG") and other related parties. The Company licenses the right for TSG to manufacture and sell certain Starco Brands products. The amount of the licensing revenue received varies depending upon the product and is determined beforehand in each agreement. The Company recognizes its revenue only when sales are made by TSG to a third party.

The Company applies the following five-step model in order to determine this amount: (i) identification of the promised goods in the contract; (ii) determination of whether the promised goods are performance obligations, including whether they are distinct in the context of the contract; (iii) measurement of the transaction price, including the constraint on variable consideration; (iv) allocation of the transaction price to the performance obligations; and (v) recognition of revenue when (or as) the Company satisfies each performance obligation.

Income taxes

The Company follows Section 740-10-30 of the FASB Accounting Standards Codification, which requires recognition of deferred tax assets and liabilities for the expected future tax consequences of events that have been included in the financial statements or tax returns. Under this method, deferred tax assets and liabilities are based on the differences between the financial statement and tax bases of assets and liabilities using enacted tax rates in effect for the fiscal year in which the differences are expected to reverse. Deferred tax assets are reduced by a valuation allowance to the extent management concludes it is more likely than not that the assets will not be realized. Deferred tax assets and liabilities are measured using enacted tax rates expected to apply to taxable income in the fiscal years in which those temporary differences are expected to be recovered or settled. The effect on deferred tax assets and liabilities of a change in tax rates is recognized in the Statements of Income in the period that includes the enactment date.

The Company adopted section 740-10-25 of the FASB Accounting Standards Codification ("Section 740-10-25") with regards to uncertainty income taxes. Section 740-10-25 addresses the determination of whether tax benefits claimed or expected to be claimed on a tax return should be recorded in the financial statements. Under Section 740-10-25, the Company may recognize the tax benefit from an uncertain tax position only if it is more likely than not that the tax position will be sustained on examination by the taxing authorities, based on the technical merits of the position. The tax benefits recognized in the financial statements from such a position should be measured based on the largest benefit that has a greater than fifty percent (50%) likelihood of being realized upon ultimate settlement. Section 740-10-25 also provides guidance on de-recognition, classification, interest and penalties on income taxes, accounting in interim periods and requires increased disclosures. The Company had no material adjustments to its liabilities for unrecognized income tax benefits according to the provisions of Section 740-10-25.

Stock-based Compensation

We account for equity-based transactions with nonemployees under the provisions of ASC Topic No. 505-50, *Equity-Based Payments to Non-Employees* (“ASC 505-50”). ASC 505-50 establishes that equity-based payment transactions with nonemployees shall be measured at the fair value of the consideration received or the fair value of the equity instruments issued, whichever is more reliably measurable. The fair value of common stock issued for payments to nonemployees is measured at the market price on the date of grant. The fair value of equity instruments, other than common stock, is estimated using the Black-Scholes option valuation model. In general, we recognize the fair value of the equity instruments issued as deferred stock compensation and amortize the cost over the term of the contract.

Net income (loss) per common share

Net income (loss) per common share is computed pursuant to section 260-10-45 of the FASB Accounting Standards Codification. Basic net income (loss) per common share is computed by dividing net income (loss) by the weighted average number of shares of common stock outstanding during the period. Diluted net income (loss) per common share is computed by dividing net income (loss) by the weighted average number of shares of common stock and potentially outstanding shares of common stock during the period. The weighted average number of common shares outstanding and potentially outstanding common shares assumes that the Company incorporated as of the beginning of the first period presented. As of December 31, 2020, the Company had 1,904,761 potentially dilutive shares from outstanding warrants. The inclusion of the dilutive shares has no effect on earnings per share.

Recently issued accounting pronouncements

In November 2019, the FASB issued ASU 2019-10, *Financial Instruments—Credit Losses (Topic 326), Derivative and Hedging (Topic 815), and Leases (Topic 841)*. This new guidance will be effective for annual reporting periods beginning after December 15, 2019, including interim periods within those annual reporting periods. While the Company is continuing to assess the potential impacts of ASU 2019-10, it does not expect ASU 2019-10 to have a material effect on its financial statements.

The Company has implemented all new accounting pronouncements that are in effect. These pronouncements did not have any material impact on the financial statements unless otherwise disclosed, and the Company does not believe that there are any other new accounting pronouncements that have been issued that might have a material impact on its financial position or results of operations.

NOTE 3 – GOING CONCERN

The accompanying financial statements have been prepared on a going concern basis, which contemplates the realization of assets and the satisfaction of liabilities in the normal course of business. The Company has an accumulated deficit of \$16,137,020 at December 31, 2020; however, for the year ended December 31, 2020 the Company had net income of \$543,286 and net cash provided by operating activities of \$665,770. The Company’s ability to continue with this trend is still unknown. The Company’s ability to raise additional capital through the future issuances of common stock and/or debt financing is unknown. The attainment of additional financing and the successful development of the Company’s contemplated plan of operations, to the attainment of profitable operations are necessary for the Company to continue operations. These conditions and the ability to successfully resolve these factors raise substantial doubt about the Company’s ability to continue as a going concern. The financial statements of the Company do not include any adjustments that may result from the outcome of these aforementioned uncertainties.

NOTE 4 – NOTES PAYABLE

The Company had a financing loan for its Director and Officer Insurance (“D&O”), that was renewed in September 2019. The new loan bears interest at 6.97%, and required monthly payments through July 2020. The D&O insurance has not been renewed. As of December 31, 2020 and 2019, the loan had a balance of \$0 and \$32,329, respectively.

During the fourth quarter of 2018, a third party loaned the Company \$3,300 to pay for general operating expenses. The loan was unsecured, non-interest bearing and due on demand. This loan was forgiven year ended December 31, 2020 and a gain on the forgiveness of debt was recognized.

NOTE 5 – OPERATING LEASE

The Company previously occupied office space in Burbank, California. The Company signed a three-year lease starting January 1, 2016. The lease was then extended for an additional three-year term. The lease was being accounted for under ASU 2016-02 *Leases (Topic 842)*. The Company recorded an initial Right of Use of Asset and Lease Obligation of \$122,825.

On November 1, 2020, the lease was amended to reduce the monthly lease payment to \$1,750. In addition, the lessor agreed to forgive all past due accrued rent. As a result, the Company recognized a gain on the forgiveness of debt of \$34,280.

On November 13, 2020, the Company and lessor assigned the lease for the office space in Burbank to Sandy Lang and Marty Goldrod, relieving the Company of any further obligation under the lease.

The lease expense for year ended December 31, 2020 was \$34,691, which consisted of amortization expense of \$30,297 and interest expense of \$4,394.

The lease expense for the year ended December 31, 2019 was \$44,908, which consisted of amortization expense of \$36,388 and interest expense of \$8,520.

The cash paid under this operating lease during the years ended December 31, 2020 and 2019 was \$25,918 and \$40,923, respectively.

NOTE 6 – COMMITMENTS & CONTINGENCIES

On February 18, 2020, the Company received a demand letter from a law firm representing certain individuals who purchased the Breathe brand home cleaning products. The demand letter alleged that the Company had unlawfully, falsely and misleadingly labeled and marketed the Breathe brand of products to consumers in violation of the Consumer Products Safety Act, the Federal Hazardous Substance Act and the FTC Act as well as various California and New York laws. While the Company denied any wrongdoing, a settlement was reached and paid in full, with no further obligation required by the Company.

Accrued Liability

On July 9, 2014, the Board of Directors approved an investment arrangement with an individual. Per the terms of the agreement, the investor transferred \$150,000 to the Company to be used for the development of a specific product. The product for which the investment was intended was never produced and this agreement is being renegotiated. The investment remains with the Company and is disclosed as an accrued liability on the balance sheet.

NOTE 7 – RELATED PARTY TRANSACTIONS

During the year ended December 31, 2017, Sanford Lang, the Company’s Chairman and former CEO, advanced the Company \$289,821 to pay for general operating expenses, his and Martin Goldrod’s personal compensation. The advances are uncollateralized, require a monthly interest payment of \$2,545 and due on demand.

As of December 31, 2020, the Company owed The Starco Group \$72,843 for expenses paid by The Starco Group on behalf of the Company for expenses to launch licensed brands. Once royalties exceed \$250,000 in the aggregate, and the Company has an adequate cash reserve, TSG will deduct the incurred expenses from the subsequent royalty payments until TSG is paid in full. In addition, the Company owes TSG an additional \$47,129 for expenses paid on behalf of the Company or funds advanced to the Company to pay for other operating expenses.

As of December 31, 2020, the Company owes two of its board members \$269 and \$637, respectively, for cash advances to the Company and accrued compensation of \$12,350 and \$34,800, respectively.

As of December 31, 2020, the Company has total accrued compensation due to its former CFO of \$25,050.

On January 24, 2020, the Company executed a promissory note for \$100,000 with Ross Sklar, CEO. The note bears interest at 4% per annum, compounded monthly, is unsecured and matures in two years. As of December 31, 2020, there is \$1,256 of accrued interest due on this note.

During the year ended December 31, 2020, the Company incurred \$200,000 of marketing expense from The Woo. David Dryer, the EVP of Marketing is a Managing Director at The Woo.

During the years ended December 31, 2020 and 2019, the Company recognized royalty income of \$1,365,360 and \$270,287, respectively and had a \$45,517 and \$14,496 receivable, respectively, from The Starco Group.

NOTE 8 – STOCK WARRANTS

The Company has 2,000,000 warrants outstanding that expire June 1, 2023. A summary of the status of the Company’s outstanding stock warrants and changes during the years is presented below:

	Shares available to purchase with warrants	Weighted Average Price	Weighted Average Fair Value	Weighted Average Life	Aggregate Intrinsic Value
Outstanding, December 31, 2018	2,000,000	\$ 1.05	\$ 0.003	4.42	-
Issued	-	\$ -	\$ -	-	-
Exercised	-	\$ -	\$ -	-	-
Cancelled	-	\$ -	\$ -	-	-
Expired	-	\$ -	\$ -	-	-
Outstanding, December 31, 2019	2,000,000	\$ 1.05	\$ 0.003	3.42	-
Issued	-	\$ -	\$ -	-	-
Exercised	-	\$ -	\$ -	-	-
Cancelled	-	\$ -	\$ -	-	-
Expired	-	\$ -	\$ -	-	-
Outstanding, December 31, 2020	2,000,000	\$ 1.05	\$ 0.003	2.42	1,500,000
Exercisable, December 31, 2020	2,000,000	\$ 1.05	\$ 0.003	2.42	1,500,000

NOTE 9 – STOCKHOLDERS’ EQUITY (DEFICIT)

On July 23, 2020, the Company granted 49,751 shares of common stock for services. The shares were valued at \$2.01, (the average fourteen closing day price), for total non-cash expense of \$100,000.

NOTE 10 – INCOME TAX

Deferred taxes are provided on a liability method whereby deferred tax assets are recognized for deductible temporary differences and operating loss and tax credit carry forwards and deferred tax liabilities are recognized for taxable temporary differences. Temporary differences are the differences between the reported amounts of assets and liabilities and their tax bases. Deferred tax assets are reduced by a valuation allowance when, in the opinion of management, it is more likely than not that some portion or all of the deferred tax assets will not be realized. The Company has evaluated Staff Accounting Bulletin No. 118 regarding the impact of the decreased tax rates of the Tax Cuts & Jobs Act. Deferred tax assets and liabilities are adjusted for the effects of changes in tax laws and rates on the date of enactment. The U.S. federal income tax rate of 21% and 5% for state is being used.

Net deferred tax assets consist of the following components as of December 31:

	2020	2019
Deferred Tax Assets:		
NOL Carryover	\$ 1,295,500	\$ 1,295,500
Related party accrual	75,400	75,400
Depreciation	(800)	(5,100)
Payroll accrual	18,800	21,800

Deferred tax liabilities:		
Less valuation allowance	(1,388,900)	(1,387,600)
Net deferred tax assets	\$ -	\$ -

The income tax provision differs from the amount of income tax determined by applying the U.S. federal income tax rate to pretax income from continuing operations for the period ended December 31, due to the following:

	2020	2019
Book income (loss)	\$ 141,300	\$ (36,300)
Meals and entertainment	-	600
Depreciation	-	(100)
Other nondeductible expenses	2,400	12,100
Accrued payroll	58,900	9,900
Valuation allowance	(202,600)	13,800
	\$ -	\$ -

At December 31, 2020, the Company had net operating loss carry forwards of approximately \$4,983,000 that may be offset against future taxable income from the year 2021 to 2041. No tax benefit has been reported in the December 31, 2020 financial statements since the potential tax benefit is offset by a valuation allowance of the same amount.

Due to the change in ownership provisions of the Tax Reform Act of 1986, net operating loss carry forwards for Federal Income tax reporting purposes are subject to annual limitations. Should a change in ownership occur, net operating loss carry forwards may be limited as to use in future years. With few exceptions, the Company is no longer subject to U.S. federal, state and local income tax examinations by tax authorities for years before 2016.

NOTE 11 – SUBSEQUENT EVENTS

Management has evaluated subsequent events pursuant to the requirements of ASC Topic 855, from the balance sheet date through the date the financial statement were issued, and has determined that no material subsequent events exist.

On February 16, 2021, Rachel Boulds resigned as Chief Financial Officer of Starco Brands, Inc.

PART III INDEX TO EXHIBITS

- [2.1](#) [Articles of Incorporation of Starco Brands, Inc., as amended \(incorporated by reference to Exhibit 3.0 of the Company’s registration statement on Form S-1 filed January 31, 2012 \(File No. 333-179262\)\)*](#)
- [2.2](#) [Form of Certificate of Amendment to the Company’s Articles of Incorporation filed November 22, 2017, authorizing a class of Preferred Stock.*](#)
- [2.3](#) [Certificate of Amendment filed September 7, 2017, changing the Company’s name to “Starco Brands, Inc.” \(incorporated by reference to Exhibit 3\(i\).2 to the Company’s quarterly report on Form 10-Q for the nine months ended September 30, 2017\).*](#)
- [2.4](#) [Bylaws, as amended \(incorporated by reference to Exhibit 3.2 to the Company’s Current Report on Form 8-K filed August 20, 2015\)*](#)
- [3.1](#) [Form of Irrevocable Power of Attorney*](#)
- [3.2](#) [Form of Common Stock Purchase Warrant issued to Carwash, LLC*](#)
- [4](#) [Form of Subscription Agreement*](#)
- [6.1](#) [Agreement with Dalmore Group, LLC*](#)
- [6.2](#) [Licensing Agreement between the Company and The Starco Group, Inc. dated July 12, 2017, as amended April 1, 2018.*](#)
- [6.3](#) [Promissory Note issued by the Company to Ross Sklar dated January 24, 2020.*](#)
- [6.4](#) [Letter of Intent between the Company and Ross Sklar, dated August 13, 2015 \(incorporated by reference to Exhibit 10.2 of the Company’s 10-Q for the quarterly period ended June 30, 2015 filed on August 14, 2015.\)*](#)
- [6.5](#) [Memorandum of Understanding dated March 31, 2020 and updated April 14, 2020 regarding the Launch of Breathe Hand Sanitizer \(incorporated by reference to Exhibit 10.1 to the Company’s Current Report on Form 8-K filed June 12, 2020\)*](#)
- [6.6](#) [License Agreement by and between Hearst Magazine Media, Inc. and Starco Brands, Inc. executed April 24, 2020 incorporated by reference to Exhibit 99.1 to the Company’s Current Report on Form 8-K filed November 20, 2020\)*](#)
- [6.7](#) [License Agreement by and between Hearst Magazine Media, Inc. and Starco Brands, Inc. executed October 15, 2020 incorporated by reference to Exhibit 99.2 to the Company’s Current Report on Form 8-K filed November 20, 2020\)*](#)
- [6.8](#) [Marketing Agreement between the Company and Winona Pure, Inc. dated April 1, 2018 \(incorporated by reference to Exhibit 99.1 to the Company’s Current Report on Form 8-K filed February 19, 2021\)*](#)
- [6.9](#) [Marketing Agreement between the Company and Sklar Holdings, Inc. \(dba The Starco Group\) dated April 1, 2018 \(incorporated by reference to Exhibit 99.2 to the Company’s Current Report on Form 8-K filed February 19, 2021\)*](#)
- [6.10](#) [Separation Agreement dated June 13, 2021 between Starco Brand, Inc. and Sanford Lang \(incorporated by reference to Exhibit 10.1 to the Company’s Current Report on Form 8-K filed with the SEC on July 22, 2021\)*](#)

- [6.11 Separation Agreement dated June 13, 2021 between Starco Brand, Inc. and Martin Gold \(incorporated by reference to Exhibit 10.2 to the Company's Current Report on Form 8-K filed with the SEC on July 22, 2021\)*](#)
- [6.12 Promissory Note issued by the Company to Ross Sklar dated June 28, 2021*](#)
- [6.13 Promissory Note issued in favor of Ross Sklar, dated September 17, 2021. \(incorporated by reference to exhibit 10.1 to the Company's Form 8-K filed with the SEC on September 23, 2021\).*](#)
- [6.14 Intellectual Property Purchase Agreement, by and between Whipshots LLC and PENGUINS FLY, LLC, dated as of August 24, 2021 \(incorporated by reference to exhibit 10.1 to the Company's Form 8-K filed with the SEC on September 14, 2021\).*](#)
- [6.15 License Agreement, by and between Whipshots LLC, Washpoppin Inc., and "Cardi B," dated as of September 14, 2021. \(incorporated by reference to exhibit 10.1 to the Company's Form 8-K filed with the SEC on September 20, 2021\).*](#)
- [6.16 Form of Distribution Agreement, by and between Starco Brands, Inc. and "Distributor."\(incorporated by reference to exhibit 10.1 to the Company's Form 8-K filed with the SEC on November 12, 2021\).](#)
- [6.17 Form of Broker Agreement, by and between Starco Brands, Inc. and "Broker." \(incorporated by reference to exhibit 10.2 to the Company's Form 8-K filed with the SEC on November 12, 2021\).](#)
- [6.18 Form of Board Advisor Agreement. \(incorporated by reference to exhibit 10.1 to the Company's Form 8-K filed with the SEC on October 28, 2021\).](#)
- [8 Form of Escrow Agreement*](#)

47

- [11 Auditor's Consent](#)
- [12 Opinion of CrowdCheck Law LLP*](#)

* Previously Filed

48

SIGNATURES

Pursuant to the requirements of Regulation A, the issuer certifies that it has reasonable grounds to believe that it meets all of the requirements for filing on Form 1-A and has duly caused this Offering Statement to be signed on its behalf by the undersigned, thereunto duly authorized, in Santa Monica, State of California, on December 6, 2021.

Starco Brands, Inc.

/s/ Ross Sklar

Ross Sklar, Chief Executive Officer

The following persons in the capacities and on the dates indicated have signed this Offering Statement.

/s/ Ross Sklar

Ross Sklar, Chief Executive Officer, Director, Principal Financial Officer, Principal Accounting Officer

Date: December 6, 2021

/s/ Darin Brown


Darin Brown, Director


Date: December 6, 2021


49



1785 West 2320 South
Salt Lake City, UT 84119

 801-972-4800

 801-972-8941

 www.HaynieCPAs.com

CONSENT OF INDEPENDENT REGISTERED PUBLIC ACCOUNTING FIRM

We consent to the inclusion in this Offering Statement of Starco Brands, Inc. (the "Company") to Form 1-A/A of our report, which includes an explanatory paragraph as to the Company's ability to continue as a going concern, dated April 15, 2021, with respect to our audit of the financial statements of Starco Brands, Inc. as of December 31, 2020 and 2019, which report appears in the Offering Circular, which is part of this Offering Statement.

Haynie & Company

Haynie & Company
Salt Lake City, Utah
December 6, 2021

